



ADA Action Plan
Health Department 1530 S. Oliver 2nd Floor

1530 S. Oliver

Sedgwick County
ADA Coordinator

Location	Action Plan ID:	Date To Be	Reference:	Photos:
1. Exterior - Accessible parking - west side	4	Corrected	4.6	30
Responsible Party: Property Owner	Transition Plan ID 1401	12/31/2008	4.3 4.1.2	

Action Plan Item:

Wichita city code requires all accessible parking space to be 11' wide with a 5' aisle for a total of 16'. ADAAG recognizes these dimensions as universal design. Restripe the parking space to meet Wichita city code, add the required access aisle, and provide ADAAG compliant signage.

Comments

Property owner took corrective action prior to occupancy on 12/1/2007. -ck-

Location	Action Plan ID:	Date To Be	Reference:	Photos:
2. Exterior - Accessible route from parking to sidewalk	13	Corrected	4.3.8	30
Responsible Party: Property Owner	Transition Plan ID 1402	12/31/2008	4.7	Illustra Built up

Action Plan Item:

If an accessible route has changes in level greater than 1/2 in, then a curb ramp, ramp, elevator, or platform lift shall be provided that complies with 4.7, 4.8, 4.10, or 4.11, respectively. Install a curb cut ramp in the sidewalk, with a running slope no greater than 8.33% and side flares with slope no more than 10% measured at the curb. The ramp must align with the access aisle for the accessible parking

Comments

A built up ramp may be installed if the parking space adjacent to the access aisle is dedicated to the accessible route as shown in the Built up ramp illustration.

Property owner relocated the handicapped accessible parking to the NW corner of the property and made appropriate cut in concrete prior to occupancy 12/1/07. -ck-

Location	Action Plan ID:	Date To Be	Reference:	Photos:
3. Exterior - East parking lot	5	Corrected	4.7	1
Responsible Party: Property Owner	Transition Plan ID 1403	12/31/2008	4.3.8 4.1.2(7)	

Action Plan Item:

The maximum allowable slope for all accessible parking and access aisles is 2% measured at any point in any direction. The ADAAG requires one van accessible parking space and one accessible space for cars for each parking lot with 26 to 50 spaces. Wichita city code requires all accessible parking spaces to be 11' wide with a 5' aisle. Repave to provide ADAAG compliant slope and eliminate the abrupt change in level. Restripe the parking spaces and access aisle to meet Wichita city code, and provide ADAAG compliant signage. One access aisle may serve both parking spaces if

Comments

Property owner took corrective action prior to occupancy on 12/1/2007. -ck-

Location	Action Plan ID:	Date To Be	Reference:	Photos:
4. Exterior - Accessible route	6	Corrected 12/31/2008	4.3.7	10
Responsible Party: Property Owner	Transition Plan ID 1404			

Action Plan Item:

Modify the existing ramp to provide a level landing in front of the lift, ramps on each side of the landing with a running slope of 8.33% or less, and cross slopes of 2% or less. If flares are utilized on the ramps (in lieu of handrails or edge protection) the slope of the flares may not exceed 10%.

Comments

Property owner took corrective action prior to occupancy on 12/1/2007. -ck-

Location	Action Plan ID:	Date To Be	Reference:	Photos:
5. Exterior - Stairs at north and south ends of building	7	Corrected 12/31/2008	4.9.4	17
Responsible Party: Property Owner	Transition Plan ID 1405			20

Action Plan Item:

The ADAAG requires handrails on both sides of stairways that are 1-1/4 to 1-1/2" in diameter or equivalent, with level extensions at the top that extend 12" past the stairs and return smoothly to the post or ground, and level extensions at the bottom that extend the length of one step plus 12" and return smoothly to the post or ground. Install ADAAG compliant handrails.

Comments

Property owner took corrective action for stairs on north end of building prior to occupancy on 12/1/2007, south end scheduled to be complete in 2008. -ck-

Location	Action Plan ID:	Date To Be	Reference:	Photos:
6. Interior - vestibule doors	8	Corrected 12/31/2008	4.13.7	34
Responsible Party: Property Owner	Transition Plan ID 1406			37 47

Action Plan Item:

The ADAAG requires a minimum of 48" between two hinged or pivoted doors in series plus the width of any door swinging into the space. Doors in series shall swing either in the same direction or away from the space between the doors (see Fig. 26). Remove the inner vestibule doors or relocate to provide 48" plus the door width.

Comments

Property owner took corrective action prior to occupancy on 12/1/2007. -ck-

Location	Action Plan ID:	Date To Be	Reference:	Photos:
7. Second floor unisex restroom	9	Corrected 12/31/2009	4.2.5	40
Responsible Party: Property Owner	Transition Plan ID 1407		4.2.6	42

Action Plan Item:

The ADAAG requires the operating mechanism or dispensing level of all dispensers to be located at a maximum level of 54" for side reach and 48" for forward approach. In its current location the seat cover dispenser can not be accessed while in a wheelchair. Relocate the seat cover dispenser to a location to comply with ADAAG forward or side reach requirements.

Comments

Property owner took corrective action prior to occupancy on 12/1/2007. -ck-

Location	Action Plan ID:	Date To Be	Reference:	Photos:
8. Second floor unisex restroom	10	Corrected	4.19.3	
Responsible Party: Property Owner	Transition Plan ID 1408	12/31/2009	4.4.1	

Action Plan Item:

Objects may not project more than 4" into the circulation path of the room, if more than 27" and less than 80" above the floor. The paper towel dispenser is not cane detectable. Relocate the dispenser so that it is not in the circulation path and place trash can below, or install a recessed towel

Comments

Property owner took corrective action prior to occupancy on 12/1/2007. -ck-

Location	Action Plan ID:	Date To Be	Reference:	Photos:
9. Second floor unisex restroom	11	Corrected	4.19.2	41
Responsible Party: Property Owner	Transition Plan ID 1409	12/31/2009		

Action Plan Item:

The ADAAG requires at least 27" of knee space under the rim of a lavatory to a point 8" behind the front rim, with a maximum rim height of 34". This lavatory can not meet the ADAAG standards. Replace the lavatory, locating an ADAAG compliant fixture at the appropriate height.

Comments

Property owner took corrective action prior to occupancy on 12/1/2007. -ck-


Location	Action Plan ID:	Date To Be	Reference:	Photos:
9. Second floor unisex restroom	12	Corrected	4.30.6	43
Responsible Party: Property Owner	Transition Plan ID 1410	12/31/2008		46

Action Plan Item:


Signs must be installed on the wall adjacent to the latch side of the door. Mounting height shall be 60" above the floor to the centerline of the sign. Mounting location for such signage shall be so that a person may approach within 3" signage without encountering protruding objects or standing within the swing of a door. Relocate the existing sign of accessibility. Remove and discard the employee

Comments

Property owner took corrective action prior to occupancy on 12/1/2007. -ck-

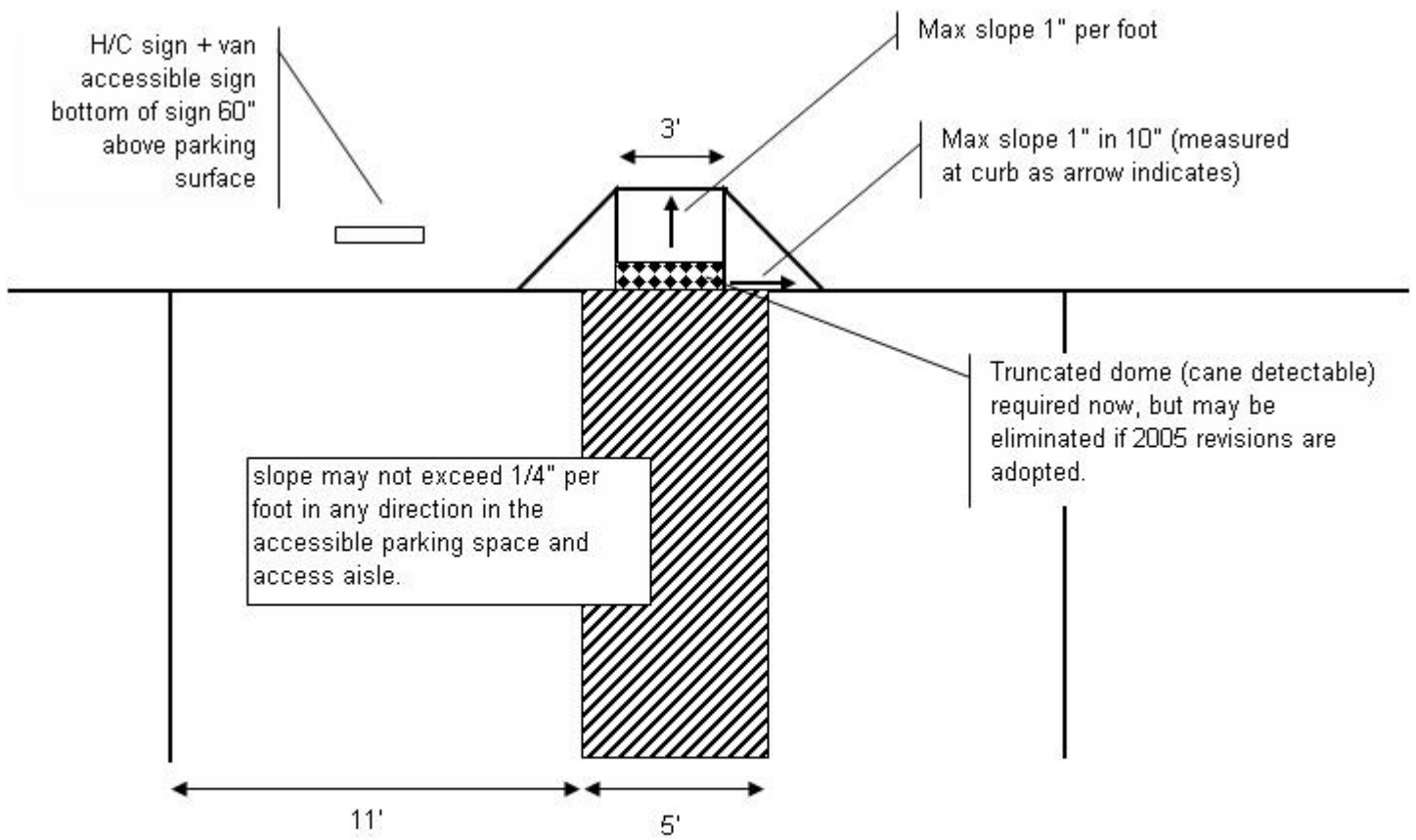
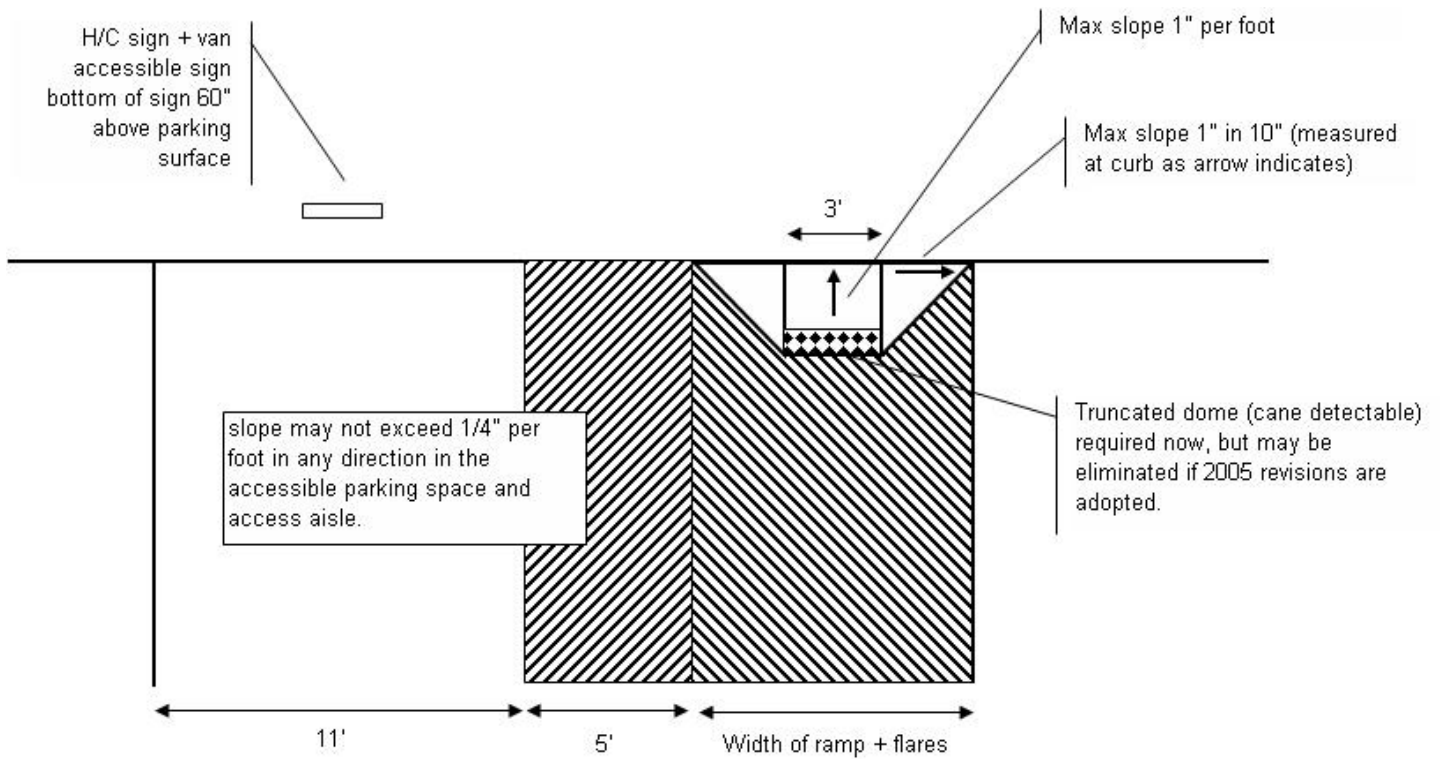












ADAAG References

4.6 Parking and Passenger Loading Zones.

4.6.1 Minimum Number. Parking spaces required to be accessible by [4.1](#) shall comply with 4.6.2 through 4.6.5. Passenger loading zones required to be accessible by [4.1](#) shall comply with [4.6.5](#) and [4.6.6](#).

4.3.8 Changes in Levels. Changes in levels along an accessible route shall comply with [4.5.2](#). If an accessible route has changes in level greater than 1/2 in (13 mm), then a curb ramp, ramp, elevator, or platform lift (as permitted in [4.1.3](#) and [4.1.6](#)) shall be provided that complies with [4.7](#), [4.8](#), [4.10](#), or [4.11](#), respectively. An accessible route does not include stairs, steps, or escalators. See definition of "egress, means of" in [3.5](#).

4.1.2 Accessible Sites and Exterior Facilities: New Construction. An accessible site shall meet the following minimum requirements:

(1) At least one accessible route complying with [4.3](#) shall be provided within the boundary of the site from public transportation stops, accessible parking spaces, passenger loading zones if provided, and public streets or sidewalks, to an accessible building entrance.

(2) (a) At least one accessible route complying with [4.3](#) shall connect accessible buildings, accessible facilities, accessible elements, and accessible spaces that are on the same site.

(b)* Court Sports: An accessible route complying with [4.3](#) shall directly connect both sides of the court in court sports. [Advisory Note](#)

(3) All objects that protrude from surfaces or posts into circulation paths shall comply with [4.4](#).

EXCEPTION: The requirements of [4.4](#) shall not apply within an area of sport activity.

(4) Ground surfaces along accessible routes and in accessible spaces shall comply with [4.5](#).

EXCEPTION 1*: The requirements of [4.5](#) shall not apply within an area of sport activity. [Appendix Note](#)

EXCEPTION 2*: Animal containment areas designed and constructed for public use shall not be required to provide stable, firm, and slip resistant ground and floor surfaces and shall not be required to comply with [4.5.2](#). [Appendix Note](#)

(5) (a) If parking spaces are provided for self-parking by employees or visitors, or both, then accessible spaces complying with [4.6](#) shall be provided in each such parking area in conformance with the table below. Spaces required by the table need not be provided in the particular lot. They may be provided in a different location if equivalent or greater accessibility, in terms of distance from an accessible entrance, cost and convenience is ensured.

Total Parking in Lot	Required Minimum Number of Accessible Spaces
1 to 25	1
26 to 50	2
51 to 75	3
76 to 100	4
101 to 150	5
151 to 200	6
201 to 300	7
301 to 400	8
401 to 500	9
501 to 1000	2 percent of total
1001 and over	20 plus 1 for each 100 over 1000

Except as provided in (b), access aisles adjacent to accessible spaces shall be 60 in (1525 mm) wide minimum.

4.7 Curb Ramps.

4.7.1 Location. Curb ramps complying with 4.7 shall be provided wherever an accessible route crosses a curb.

4.7.2 Slope. Slopes of curb ramps shall comply with [4.8.2](#). The slope shall be measured as shown in [Fig. 11](#). Transitions from ramps to walks, gutters, or streets shall be flush and free of abrupt changes. Maximum slopes of adjoining gutters, road surface immediately adjacent to the curb ramp, or accessible route shall not exceed 1:20.

4.7.3 Width. The minimum width of a curb ramp shall be 36 in (915 mm), exclusive of flared sides.

4.7.4 Surface. Surfaces of curb ramps shall comply with [4.5](#).

4.7.5 Sides of Curb Ramps. If a curb ramp is located where pedestrians must walk across the ramp, or where it is not protected by handrails or guardrails, it shall have flared sides; the maximum slope of the flare shall be 1:10 (see [Fig. 12\(a\)](#)). Curb ramps with returned curbs may be used where pedestrians would not normally walk across the ramp (see [Fig. 12\(b\)](#)).

4.7.6 Built-up Curb Ramps. Built-up curb ramps shall be located so that they do not project into vehicular traffic lanes (see [Fig. 13](#)).

4.7.7 Detectable Warnings. A curb ramp shall have a detectable warning complying with [4.29.2](#). The detectable warning shall extend the full width and depth of the curb ramp.

4.7.8 Obstructions. Curb ramps shall be located or protected to prevent their obstruction by parked vehicles.

4.9.4* Handrails. Stairways shall have handrails at both sides of all stairs. Handrails shall comply with [4.26](#) and shall have the following features:

(1) Handrails shall be continuous along both sides of stairs. The inside handrail on switchback or dogleg stairs shall always be continuous (see [Fig. 19\(a\)](#) and [\(b\)](#)).

(2) If handrails are not continuous, they shall extend at least 12 in (305 mm) beyond the top riser and at least 12 in (305 mm) plus the width of one tread beyond the bottom riser. At the top, the extension shall be parallel with the floor or ground surface. At the bottom, the handrail shall continue to slope for a distance of the width of one tread from the bottom riser; the remainder of the extension shall be horizontal (see [Fig. 19\(c\)](#) and [\(d\)](#)). Handrail extensions shall comply with [4.4](#).

(3) The clear space between handrails and wall shall be 1-1/2 in (38 mm).

(4) Gripping surfaces shall be uninterrupted by newel posts, other construction elements, or obstructions.

(5) Top of handrail gripping surface shall be mounted between 34 in and 38 in (865 mm and 965 mm) above stair nosings.

(6) Ends of handrails shall be either rounded or returned smoothly to floor, wall or post.

(7) Handrails shall not rotate within their fittings.

4.13.7 Two Doors in Series. The minimum space between two hinged or pivoted doors in series shall be 48 in (1220 mm) plus the width of any door swinging into the space. Doors in series shall swing either in the same direction or away from the space between the doors

4.2.5* Forward Reach. If the clear floor space only allows forward approach to an object, the maximum high forward reach allowed shall be 48 in (1220 mm) (see [Fig. 5\(a\)](#)). The minimum low forward reach is 15 in (380 mm). If the high forward reach is over an obstruction, reach and clearances shall be as shown in [Fig. 5\(b\)](#). [Appendix Note](#)

4.2.6* Side Reach. If the clear floor space allows parallel approach by a person in a wheelchair, the maximum high side reach allowed shall be 54 in (1370 mm) and the low side reach shall be no less than 9 in (230 mm) above the floor ([Fig. 6\(a\)](#) and [\(b\)](#)). If the side reach is over an obstruction, the reach and clearances shall be as shown in [Fig 6\(c\)](#). [Appendix Note](#)

4.4.1* General. Objects projecting from walls (for example, telephones) with their leading edges between 27 in and 80 in (685 mm and 2030 mm) above the finished floor shall protrude no more than 4 in (100 mm) into walks, halls, corridors, passageways, or aisles (see [Fig. 8\(a\)](#)). Objects mounted with their leading edges at or below 27 in (685 mm) above the finished floor may protrude any amount (see [Fig. 8\(a\)](#) and [\(b\)](#)). Free-standing objects mounted on posts or pylons may overhang 12 in (305 mm) maximum from 27 in to 80 in (685 mm to 2030 mm) above the ground or finished floor (see [Fig. 8\(c\)](#) and [\(d\)](#)). Protruding objects shall not reduce the clear width of an accessible route or maneuvering space (see [Fig. 8\(e\)](#)). [Appendix Note](#)

4.19.3 Clear Floor Space. A clear floor space 30 in by 48 in (760 mm by 1220 mm) complying with [4.2.4](#) shall be provided in front of a lavatory to allow forward approach. Such clear floor space shall adjoin or overlap an accessible route and shall extend a maximum of 19 in (485 mm) underneath the lavatory (see [Fig. 32](#)).

4.19.2 Height and Clearances. Lavatories shall be mounted with the rim or counter surface no higher than 34 in (865 mm) above the finish floor. Provide a clearance of at least 29 in (735 mm) above the finish floor to the bottom of the apron. Knee and toe clearance shall comply with [Fig. 31](#).

EXCEPTION 1: Lavatories used primarily by children ages 6 through 12 shall be permitted to have an apron clearance and a knee clearance 24 in (610 mm) high minimum provided that the rim or counter surface is no higher than 31 in (760 mm).

EXCEPTION 2: Lavatories used primarily by children ages 5 and younger shall not be required to meet these clearances if clear floor space for a parallel approach complying with [4.2.4](#) is provided.

4.1.2(7) Building Signage. Signs which designate permanent rooms and spaces shall comply with [4.30.1](#), [4.30.4](#), [4.30.5](#) and [4.30.6](#). Other signs which provide direction to, or information about, functional spaces of the building shall comply with [4.30.1](#), [4.30.2](#), [4.30.3](#), and [4.30.5](#). Elements and spaces of accessible facilities which shall be identified by the International Symbol of Accessibility and which shall comply with [4.30.7](#) are:

- (a) Parking spaces designated as reserved for individuals with disabilities;
- (b) Accessible passenger loading zones;
- (c) Accessible entrances when not all are accessible (inaccessible entrances shall have directional signage to indicate the route to the nearest accessible entrance);
- (d) Accessible toilet and bathing facilities when not all are accessible.

4.30.6 Mounting Location and Height. Where permanent identification is provided for rooms and spaces, signs shall be installed on the wall adjacent to the latch side of the door. Where there is no wall space to the latch side of the door, including at double leaf doors, signs shall be placed on the nearest adjacent wall. Mounting height shall be 60 in (1525 mm) above the finish floor to the centerline of the sign. Mounting location for such signage shall be so that a person may approach within 3 in (76 mm) of signage without encountering protruding objects or standing within the swing of a door.

4.3.7 Slope. An accessible route with a running slope greater than 1:20 is a ramp and shall comply with [4.8](#). Nowhere shall the cross slope of an accessible route exceed 1:50.