

Metropolitan Area Planning Department

Mission: Provide professional planning services to the community regarding land use, public facilities, and infrastructure needs.

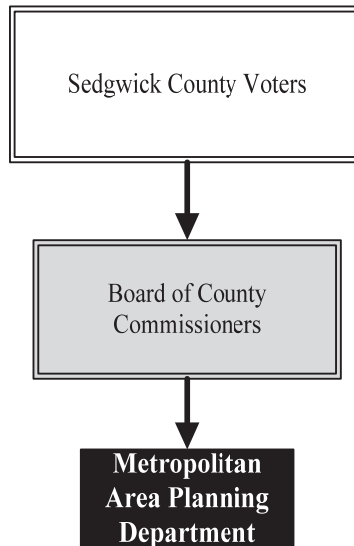
Dale Miller
Director of Planning

271 W. 3rd St. N.
Wichita, KS 67202
316.268.4421
dmiller@wichita.gov

Overview

The Metropolitan Area Planning Department (MAPD) provides planning services for the City of Wichita and Sedgwick County regarding land use, public facilities, and infrastructure needs. The MAPD makes recommendations to the Metropolitan Area Planning Commission, City Historic Preservation Board, City/County Board of Zoning Appeals, the City Council, and the County Commission. Most of the applications or processes administered by MAPD are mandated by local resolutions or state mandates.

The MAPD develops plans and policies as requested by its governing bodies, provides processes for community engagement in the development of those plans and policies, and provides strategies, tools, and processes for implementation. The MAPD administers requests for changes in land use, creation of subdivision plats, and the review of variances to the zoning and sign code.



Strategic Goals:

- Develop and implement plans and policies, as requested by the governing bodies, on time and within budget
- Provide processes for community engagement to the satisfaction of the governing bodies
- Provide timely and efficient amendments of the Unified Zoning Codes as directed by the governing bodies

Highlights

- Implemented a customer service center in the Ronald Reagan Building where citizens can talk to a planner any time Monday through Friday, 8:00 a.m. to 5:00 p.m., excluding holidays
- Completed the departmental reorganization by hiring four new professional planners to replace retiring staff



Accomplishments and Priorities

Accomplishments

The “Community Investments Plan” was adopted in January 2016, and the process of implementing the plan has begun. The MAPD is efficiently working through current land use cases and issues and implementing the goals of the new “Community Investments Plan” through current land use planning practices. The Department is also working on providing more adjustments for land use issues while trying to minimize the amount of time and the number of cases required to go through the public hearing process. This is an attempt to streamline reviews. The Department continues to be an active participant in the planning for and revitalization of Downtown Wichita. Additionally, the MAPD has become more paperless in its agenda and packets.

Strategic Results

Strategic results for MAPD include completing plans and policies on time and within budget, ensuring the governing bodies’ satisfaction with the available processes for community participation, and ensuring the governing bodies’ satisfaction with the tools and processes provided to implement plans and policies. The 2018 estimated and 2019 projected measures for all three strategic results is 95.0 percent. MAPD is able to measure the governing bodies’ satisfaction through annual surveys of elected officials.

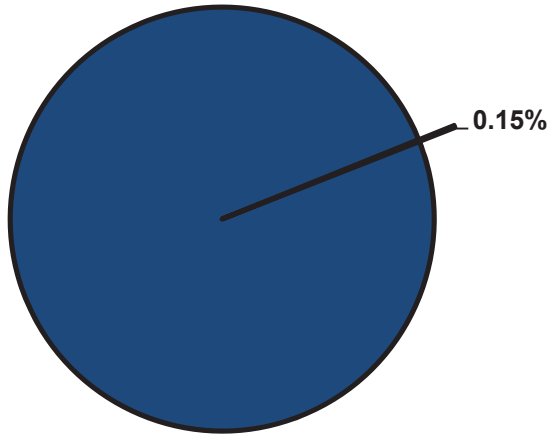


Significant Budget Adjustments

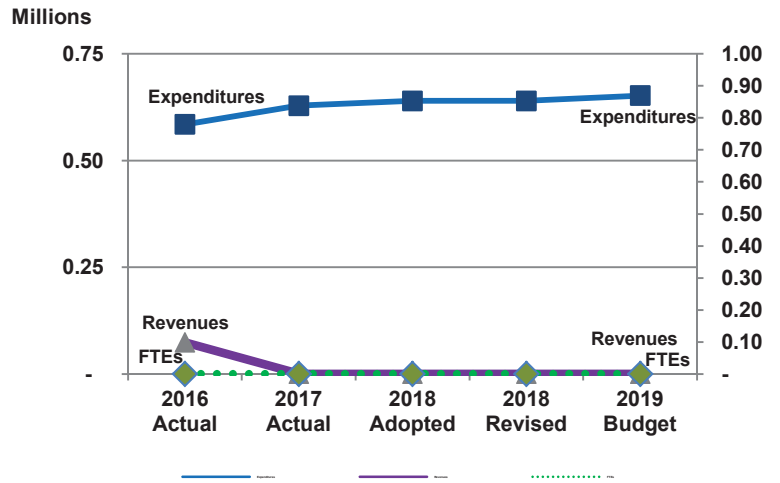
Significant adjustments to the Metropolitan Area Planning Department’s 2019 budget include an increase of \$12,500 to maintain funding at an even split between Sedgwick County and the City of Wichita as required by the Interlocal Agreement.

Divisional Graphical Summary

Metropolitan Area Planning Dept.
Percent of Total County Operating Budget



Expenditures, Program Revenue & FTEs
All Operating Funds



Budget Summary by Category

	2016 Actual	2017 Actual	2018 Adopted	2018 Revised	2019 Budget	Amount Chg '18 Rev.-'19	% Chg '18 Rev.-'19
Expenditures							
Personnel	-	-	-	-	-	-	-
Contractual Services	584,858	628,635	639,819	639,819	652,319	12,500	1.95%
Debt Service	-	-	-	-	-	-	-
Commodities	-	-	-	-	-	-	-
Capital Improvements	-	-	-	-	-	-	-
Capital Equipment	-	-	-	-	-	-	-
Interfund Transfers	-	-	-	-	-	-	-
Total Expenditures	584,858	628,635	639,819	639,819	652,319	12,500	1.95%
Revenues							
Tax Revenues	-	-	-	-	-	-	-
Licenses and Permits	-	-	-	-	-	-	-
Intergovernmental	-	-	-	-	-	-	-
Charges for Services	-	-	-	-	-	-	-
All Other Revenue	73,865	63	-	-	-	-	-
Total Revenues	73,865	63	-	-	-	-	-
Full-Time Equivalents (FTEs)							
Property Tax Funded	-	-	-	-	-	-	-
Non-Property Tax Funded	-	-	-	-	-	-	-
Total FTEs	-	-	-	-	-	-	-

Budget Summary by Fund

Fund	2016 Actual	2017 Actual	2018 Adopted	2018 Revised	2019 Budget	Amount Chg '18 Rev.-'19	% Chg '18 Rev.-'19
General Fund	584,858	628,635	639,819	639,819	652,319	12,500	1.95%
Total Expenditures	584,858	628,635	639,819	639,819	652,319	12,500	1.95%

Significant Budget Adjustments from Prior Year Revised Budget

	Expenditures	Revenues	FTEs
Increase in contractual amount to maintain a 50/50 funding split with the City of Wichita	12,500		
Total	12,500	-	-

Budget Summary by Program

Program	Fund	2016 Actual	2017 Actual	2018 Adopted	2018 Revised	2019 Budget	% Chg '18 Rev.-'19	2019 FTEs
MAPD	110	584,858	628,635	639,819	639,819	652,319	1.95%	-
Total		584,858	628,635	639,819	639,819	652,319	1.95%	-