

## Sedgwick County Department of Public Services December Division Highlights Report

### Sedgwick County Division on Aging

Options Counseling	JAN	FEB	MAR	APR	MAY	JUN	JUL	AUG	SEP	OCT	NOV	DEC	TOTAL	AVG
2016	349	339	375	354	506	384	317	395	297	343	319	381	4,359	363
2017	439	403	465	375	421	403	309	368	303	281	281	241	4,289	357
2018	347	347	367	541	396	344	361	361	252	432	333	342	4,423	369
Information & Referral Assistance (I&RA)	JAN	FEB	MAR	APR	MAY	JUN	JUL	AUG	SEP	OCT	NOV	DEC	TOTAL	AVG
2016	3,298	3,182	3,177	3,595	3,595	3,761	3,483	4,935	4,210	3,063	1,977	2,964	41,240	3,437
2017	3,702	3,160	3,678	3,141	3,555	4,118	3,618	4,037	3,481	4,114	4,114	2,737	43,455	3,621
2018	3,314	2,161	3,117	2,021	3,134	3,258	3,035	3,299	2,794	3,793	3,054	2,433	35,413	2,951
Medicaid Waiver Assessment	JAN	FEB	MAR	APR	MAY	JUN	JUL	AUG	SEP	OCT	NOV	DEC	TOTAL	AVG
2016	433	464	461	481	443	488	519	577	520	503	422	504	5,815	485
2017	531	483	628	548	548	565	443	569	552	494	543	613	6,517	543
2018	633	601	608	619	589	511	581	563	453	622	457	493	6,730	561
Home Delivered Meals, Mill Levy	JAN	FEB	MAR	APR	MAY	JUN	JUL	AUG	SEP	OCT	NOV	DEC	TOTAL	AVG
2016	3,348	3,208	3,411	3,082	3,273	3,230	3,569	4,128	3,613	3,802	3,765	4,203	42,632	3,553
2017	3,540	3,294	3,865	3,491	4,026	4,125	3,320	4,147	3,467	3,954	4,115	3,850	45,194	3,766
2018	3,948	3,468	3,887	3,800	4,113	3,664	3,819	4,147	3,312	3,962	3,371	3,516	45,007	3,751
Sedgwick County Transportation (SCT)	JAN	FEB	MAR	APR	MAY	JUN	JUL	AUG	SEP	OCT	NOV	DEC	TOTAL	AVG
2016	1,277	1,533	1,486	1,385	1,463	1,531	1,450	1,006	1,600	1,551	1,487	1,323	17,092	1,424
2017	1,434	1,459	1,625	1,547	1,584	1,652	1,540	1,717	2,169	1,617	1,395	1,280	19,019	1,585
2018	1,330	1,217	1,250	1,497	1,486	1,392	1,466	1,382	1,541	1,434	1,338	1,097	16,430	1,369

- Open enrollment for Medicare Part D began October 15 and ended December 7, 2018. Central Plains Area Agency on Aging (CPAAA) staff coordinated with Kansas University, School of Pharmacy students, area senior centers and RSVP SHICK volunteers (Senior Health Insurance Counselors of Kansas). During this time staff and volunteers assisted 780 adults looking at their Medicare benefits, Part D (Rx Plan) and other benefits available for a reported total cost savings of \$263,912. By helping clients sort through the options to find the plan that meets their needs, participants have a better understanding of benefit plans available, and may save on plan premiums and annual prescription drug costs.
- The Older Americans Act (OAA) Program Coordinator was invited to give a presentation December 11 to members of the Kansas Association of Hostage Negotiators (KAHN) including representatives from the Kansas Bureau of Investigation (KBI), Kansas Highway Patrol (KHP) discussing our aging population, the effects on communication as we age and health



concerns in older adults. The presentation included types of sight and hearing impairments acquired as we age, types of Dementia and Alzheimer’s, Opioid / Substance Use Disorders (SUD), and suicide rates in older adults. Participants stated the training was informative, interesting, and provided a better understanding of the older adult population with a new perspective not previously considered.

- In December, the RSVP Program (Retired Senior Volunteer Program) distributed 719 items including blankets/afghans, pillows, knit hats and socks handmade by program volunteers. The RSVP Program offers individuals 55 and older volunteer opportunities, strengthening our community
- In December, as part of a community service project, the Division participated in Interfaith Ministries – Operation Holiday and Eastminster’s Christmas boxes. Staff volunteers distributed nonperishable food boxes and gift bags to individuals and families in need bringing holiday cheer to many throughout Wichita.

### COMCARE of Sedgwick County

<b>Crisis Observation Unit</b>	<b>JAN</b>	<b>FEB</b>	<b>MAR</b>	<b>APR</b>	<b>MAY</b>	<b>JUN</b>	<b>JUL</b>	<b>AUG</b>	<b>SEP</b>	<b>OCT</b>	<b>NOV</b>	<b>DEC</b>	<b>TOTAL</b>	<b>AVG</b>
2015	1	30	89	101	112	123	121	122	88	91	84	95	1057	88
2016	100	91	99	85	93	102	104	80	94	87	86	75	1096	91
2017	83	65	90	82	82	86	96	98	80	83	68	63	976	81
2018	78	70	70	81	77	63	76	89	84	90	77	75	930	78
2019													0	0
<b>Children’s Crisis Unit</b>	<b>JAN</b>	<b>FEB</b>	<b>MAR</b>	<b>APR</b>	<b>MAY</b>	<b>JUN</b>	<b>JUL</b>	<b>AUG</b>	<b>SEP</b>	<b>OCT</b>	<b>NOV</b>	<b>DEC</b>	<b>TOTAL</b>	<b>AVG</b>
2015	5	13	5	9	12	8	7	6	3	6	9	8	91	8
2016	8	9	12	8	5	10	2	3	1	0	0	0	58	5
2017	0	0	7	6	5	3	1	4	6	5	6	4	47	4
2018	7	3	6	8	2	2	0	4	3	1	2	1	39	3
2019													0	0
<b>Sobering Unit</b>	<b>JAN</b>	<b>FEB</b>	<b>MAR</b>	<b>APR</b>	<b>MAY</b>	<b>JUN</b>	<b>JUL</b>	<b>AUG</b>	<b>SEP</b>	<b>OCT</b>	<b>NOV</b>	<b>DEC</b>	<b>TOTAL</b>	<b>AVG</b>
2015	N/A	10	56	25	30	43	22	45	22	22	35	28	338	31
2016	27	26	37	28	30	39	20	32	32	36	40	32	379	32
2017	51	40	64	36	30	45	42	42	29	38	25	26	468	39
2018	33	28	32	25	27	37	32	26	34	22	25	20	341	28
2019													0	0
<b>Detox Unit</b>	<b>JAN</b>	<b>FEB</b>	<b>MAR</b>	<b>APR</b>	<b>MAY</b>	<b>JUN</b>	<b>JUL</b>	<b>AUG</b>	<b>SEP</b>	<b>OCT</b>	<b>NOV</b>	<b>DEC</b>	<b>TOTAL</b>	<b>AVG</b>
2015	N/A	N/A	N/A	N/A	20	49	43	54	64	58	54	69	411	51
2016	61	65	57	68	61	57	49	45	65	79	86	69	762	64
2017	84	79	92	85	89	99	121	121	113	96	98	94	1171	98
2018	99	95	89	100	102	84	114	110	98	92	92	92	1167	97
2019													0	0



### Sedgwick County Developmental Disability Organization

Total Individuals Eligible	JAN	FEB	MAR	APR	MAY	JUN	JULY	AUG	SEPT	OCT	NOV	DEC	AVG
2018	2525	2514	2517	2520	2523	2529	2543	2543	2544	2532	2533	2535	2530
2017	2566	2565	2559	2542	2543	2544	2547	2553	2556	2556	2516	2520	2547
2016	2561	2567	2564	2548	2556	2565	2570	2583	2594	2602	2603	2592	2575
Individuals Waiting for Services	JAN	FEB	MAR	APR	MAY	JUN	JULY	AUG	SEPT	OCT	NOV	DEC	AVG
2018	949	916	919	924	918	866	904	928	930	932	937	936	922
2017	984	980	970	932	934	902	906	978	981	958	937	942	950
2016	1011	1010	1006	987	968	954	953	1014	1015	1000	996	994	992
Options Counseling Transactions	JAN	FEB	MAR	APR	MAY	JUN	JULY	AUG	SEPT	OCT	NOV	DEC	AVG
2018	106	70	65	70	60	99	94	53	56	73	39	39	69
2017	48	36	72	53	70	80	48	77	62	107	95	101	71
2016	63	65	85	49	64	72	58	93	70	56	50	69	66
Intakes Completed	JAN	FEB	MAR	APR	MAY	JUN	JULY	AUG	SEPT	OCT	NOV	DEC	AVG
2018	16	9	10	9	7	8	11	17	8	10	10	6	10
2017	6	6	11	7	12	7	13	13	11	13	11	13	10
2016	5	8	10	7	9	11	9	12	3	4	7	5	8
Functional Assessments Completed	JAN	FEB	MAR	APR	MAY	JUN	JULY	AUG	SEPT	OCT	NOV	DEC	AVG
2018	163	135	154	148	168	149	150	163	163	166	165	162	157
2017	220	150	193	223	174	186	207	207	216	226	179	198	198
2016	155	154	128	127	139	149	157	217	121	348	187	187	172

- During the month of December, Sedgwick County Developmental Disability Organization (SCDDO) Quality Assurance Staff completed 14 day and 12 residential program visits.
- In December the SCBLN hosted their final quarterly themed activity for the year which focused on veterans entering the workforce, it was a breakfast mixer titled: "Veteran Employment and Transition Breakfast Mixer." The speaker was Dr. Christopher Stone MBA, Ph.D. Dr. Stone facilitated a short presentation followed by a question and answer session. The presentation focused on common characteristics & traits that most veterans have when they leave the military and how



employers can harness and best use them. The event was scheduled for an hour and fifteen minutes, but many of the participants stayed after the presentation to continue the conversation about how they could better incorporate veterans into their workforce. Representatives from the Veterans Administration and Kansas Workforce Alliance were there to also help facilitate supports for the businesses that participated and to discuss their Veteran related programs.

- Wichita State University (WSU) has been facilitating a learning collaborative to support the individuals providing the NADD behavioral health approaches to intellectual/developmental disabilities training. In their final report, WSU noted that over 300 individuals have received this training to date. The NADD training is a key component of the SCDDO's effort to improve the availability of behavioral health care to individuals with Intellectual/developmental disabilities. Additional trainings are already scheduled for 2019 and we anticipate training at least another 100 professionals in February.

### **Sedgwick County Division of Health**

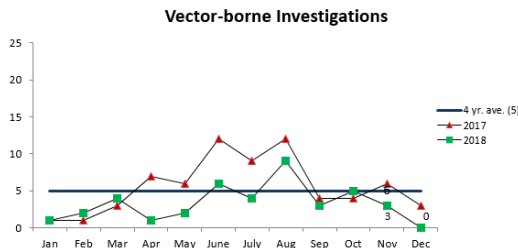
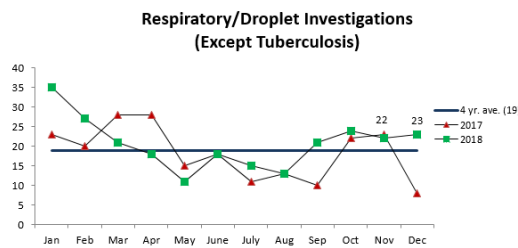
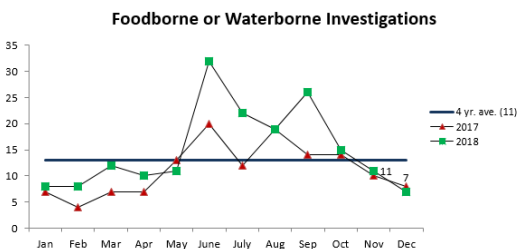
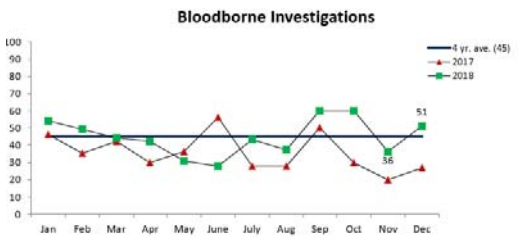
- Epidemiology: Every year, the Epidemiology Surveillance Coordinator monitors influenza and influenza-like illness (ILI) activity in the U.S. and in Kansas. In December, the level of ILI remained low, but was increasing. Influenza A(H1N1) pdm09 is the predominating flu strain, and most circulating viruses typed by the CDC matched the vaccine strains. There is still time to get your annual flu shot. Everyone 6 months of age and older can be vaccinated.
- Women, Infants and Children (WIC): The WIC enrolled caseload has 2,784 Women, 2,797 infants, and 6,846 children under age five on the program; a total of 12,427 participants.



**Sedgwick County Division of Health**  
**Selected Kansas Notifiable Conditions**  
**Number of New Investigations by Date Investigation Started <sup>a</sup>.**

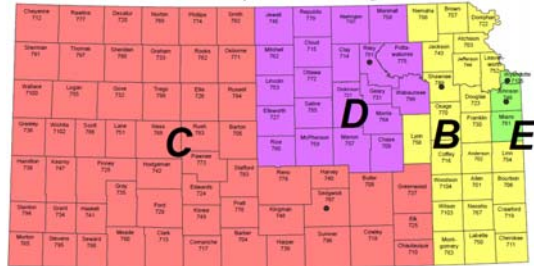
	2018 Dec.	2017 Dec.	2018 YTD	2017 YTD	4 Year Average Per Month
<b>Bloodborne Transmission</b>					
Hepatitis B, chronic	20	2	191	127	15
Hepatitis B, follow newborn of positive mom	3	0	29	22	2
Hepatitis C, chronic	28	25	216	276	28
<b>Foodborne and Waterborne Transmission</b>					
Campylobacteriosis	3	4	92	73	7
Shiga toxin-producing <i>Escherichia coli</i> <sup>b</sup> .	0	3	26	16	2
Salmonellosis <sup>b</sup>	4	1	63	46	4
<b>Other Reportable Conditions</b>					
Elevated Blood Lead <sup>c</sup> .	7	11	147	191	Not available <sup>c</sup> .
<b>Respiratory/Droplet Transmission</b>					
Pertussis	12	1	83	70	7
<i>Streptococcus pneumoniae</i> , invasive disease	8	6	73	82	5
Tuberculosis – new active, suspect, and TB disease	12	9	236	271	23 <sup>e</sup>
Varicella (chickenpox)	3	1	87	67	7
<b>Sexual Transmission<sup>d</sup>.</b>					
Syphilis <sup>f</sup> .	32	75 <sup>g</sup>	541	1212	86 <sup>e</sup> .
HIV/AIDS <sup>f</sup>	6	37 <sup>g</sup>	223	299 <sup>g</sup>	26 <sup>e</sup> .
<b>Vector-Borne Transmission</b>					
Lyme disease	0	3	14	29	2
Spotted fever rickettsiosis	0	0	23	38	2
West Nile virus, non-neuroinvasive	0	0	3	1	1

**Monthly Trends of the Selected Investigations Shown on the Table**



<sup>a</sup> The most commonly reported notifiable conditions are listed in this table which shows the investigations performed by Sedgwick County staff (an indicator of workload and potential outbreaks). The numbers include suspect, probable and confirmed cases; people with positive screening tests; and contacts of cases.  
<sup>b</sup> Beginning January 2016, reports of salmonellosis or Shiga toxin-producing *E. coli* infection are investigated by KDHE and are shown on the table.  
<sup>c</sup> Beginning April 1, 2016, all elevated blood lead reports of  $\geq 5$   $\mu\text{g}/\text{dL}$  are investigated by SCDOH staff. From January 1, 2014 through March 31, 2016 elevated blood lead reports of  $\geq 10$   $\mu\text{g}/\text{dL}$  were investigated.  
<sup>d</sup> In cooperation with the Kansas Department of Health and Environment, Sedgwick County staff performs investigations of syphilis and HIV/AIDS in 57 Kansas counties. These data are shown in the table. Beginning January 2016, chlamydia and gonorrhea reports are investigated by KDHE ([http://www.kdheks.gov/sti\\_hiv/sti\\_reports.htm](http://www.kdheks.gov/sti_hiv/sti_reports.htm)).  
<sup>e</sup> Two year average per month.  
<sup>f</sup> Both 2016 and 2017 investigations are calculated using a new methodology (by date report created in case management system).  
<sup>g</sup> 2016 reflects Sedgwick County staff shortages and training of new investigators.

**Disease Intervention Specialist Assignment Areas**



Sedgwick County Disease Intervention Specialists Investigate Sexually Transmitted Infections in the 57 Counties Shown in Red (C)



*Sedgwick County...  
working for you*

## Selected Activities Workload Report

**SEDGWICK COUNTY  
DIVISION OF HEALTH**

**December 2018**

Published:

Page 1 of 2

Activity	Program	December 2018	December 2017	YTD 2018	YTD 2017	Reason for Variance
Clinical Encounters <sup>1</sup>	Children's Dental Clinic – on-site services	48	63	933	958	Encounters dependent on WSU student calendar
	Children's Dental Clinic – off-site screenings <sup>2</sup>	3,230	1,910	20,830	11,548	Hunter Health has asked CDC to assist with school screenings
	Early Detection Works <sup>3</sup>	11	25	232	430	Changes in program screening criteria account in part for the MTD and the YTD decrease.
	Family Planning	371	481	5,250	5,445	Changes in the way male wellness exams are being counted was a large contributing factor to the MTD difference in November and December.
	Healthy Babies	573	492	6,603	5,359	Increase due to increase in home visit and client contacts
	Immunizations & Health Screenings	720	665	13,303	11,075	YTD increase includes multiple vaccines. Demands for vaccines fluctuate for no obvious reason.
	Maternal Child Health Care Coordination (MCHCC)	89	92	779	930	MCHCC numbers can vary from year to year depending on the ages of clients seen in FP and STI Clinic throughout the year.
	Sexually Transmitted Infections Clinic	192	220	2,510	2,600	STI Clinic encounter numbers can vary for no apparent reason.
	Tuberculosis Control	79	208	1,986	3,033	Decrease due to shortened treatment protocol and statewide decrease in TB cases.
	Women, Infants, & Children (WIC) <sup>4</sup>	3,721	3,764	42,368	45,299	*Based on Nov. 2018 WIC data. Caseload down over all.
Unduplicated Clients <sup>5</sup>	Children's Dental Clinic	39	51	320	335	Encounters dependent on WSU student availability
	Early Detection Works <sup>3</sup>	11	25	209	397	
	Family Planning	357	472	2,879	2,971	
	Healthy Babies Program – Primary Parent	412	377	702	757	Client retention has reduced the number of new clients.
	Immunizations & Health Screenings	658	598	9,956	8,337	
	Maternal Child Health Care Coordination (MCHCC)	89	92	779	930	
	Sexually Transmitted Infections Clinic	181	203	1,858	1,993	
	Tuberculosis Control	43	73	355	357	

<sup>1</sup> Clinical Encounters are documented face-to-face or over-the-phone contact between a SCDOH client and a SCDOH healthcare provider/practitioner for the purpose of providing healthcare service or assessing client health status.

<sup>2</sup> Off-site dental screenings are performed at Sedgwick County schools, health fairs and the Sedgwick County Juvenile Detention facility.

<sup>3</sup> Early Detection Works is a program that provides breast & cervical cancer screening for women who qualify.

<sup>4</sup> WIC numbers reflect the month prior to report month.

<sup>5</sup> Unduplicated clients are the number of clients served. Each client is counted once during the reporting timeframe.



Sedgwick County...  
working for you

## Selected Activities Workload Report - continued

SEDGWICK COUNTY  
DIVISION OF HEALTH

December 2018

Published:

Page 2 of 2

Activity	Program	December 2018	December 2017	YTD 2018	YTD 2017	Reason for Variance
Laboratory Tests <sup>6</sup>	Tests sent out and performed in-house on SCDOH clients	1,341	1,488	17,611	18,780	
	Tests performed as contracted reference laboratory for clinics other than SCDOH	256	246	3,939	3,267	The YTD shows increase in activity from the clinics which has been occurring over the past 2 years. GraceMed has been opening more sites. The lab does not research reasons clinics have increased testing.
New Investigations <sup>7</sup>	Animal Control – All	261	150	3,547	2,112	Increased efforts in nuisance patrols and animal transports in 2018.
	Animal Control – Animal bite	6	5	42	54	The number of bite investigations fluctuates.
	Epidemiology	94	63	1,230	1,346	Reports of disease fluctuate from month to month.
	Sexually Transmitted Infection (STI) Control	38	84	764	1,520	Personnel changes and cluster protocol limitations initiated by KDHE decrease overall numbers of reportable investigations.
	Tuberculosis (TB) Control	6	6	136	163	YTD decrease due to statewide decrease in TB cases.
Client Contacts <sup>8</sup>	Epidemiology	397	514	5,248	7,453	Reports of disease fluctuate from month to month. The YTD increase in 2017 was due to a measles investigation in July with associated contact investigations and coordination with health partners.
	Sexually Transmitted Infection Control <sup>9</sup>	28	50	556	833	Personnel changes limited the availability of DIS to see clients in the clinic.
	Women, Infants, & Children (WIC) <sup>10</sup>	3,470	4,337	49,287	49,986	*Based on Nov. 2018 WIC data. Caseload down over all.
Outreach Events <sup>11</sup>	Animal Control	0	0	9	7	Presentations are provided at request or invitation by community organizations, schools or community fairs.
	Children's Dental Clinic	0	0	10	1	Dental has prioritized outreach this year.
	Community Health Advocates	0	2	26	45	The type and number of outreach events fluctuates. Decrease in 2018 YTD numbers is the result of fewer CHAs volunteering and a decrease in traditional opportunities for outreach.
	Healthy Babies	1	0	21	8	HealthCore Community Baby Shower
Outreach Contacts <sup>12</sup>	Community Health Advocates	0	241	1,691	4,668	See Outreach events note.
	Healthy Babies	6	0	420	198	HB has prioritized outreach this year.

<sup>6</sup> Number of laboratory tests performed by SCDOH laboratory, sent out to reference laboratories, and performed by SCDOH programs.

<sup>7</sup> Number of field service calls (Animal Control) and total investigations of notifiable diseases (Epidemiology, STI Control and TB Control).

<sup>8</sup> Client contacts are the number of phone calls, faxes, emails and in-person consultation to clients or health partners regarding health education or disease investigation and control about clients. Client contacts are provided by SCDOH staff that are not healthcare providers/practitioners or are not for the purpose of providing a healthcare service or assessing clinical health status.

<sup>9</sup> In-clinic consultation counts only.

<sup>10</sup> WIC numbers reflect the month prior to report month.

<sup>11</sup> Outreach events are presentations to health partners/community groups and booths at community fairs/other events for the purpose of educating about health-related topics.

<sup>12</sup> Outreach contacts are the number of people who attended outreach events that are presentations, trainings, or other events where attendance is accurately calculated.