

Office of the Medical Director

Mission: To provide state-of-the-art medical direction and clinical oversight to all pre-hospital providers within the Emergency Medical Services System.

Kevin Brinker, D.O.
Medical Director

200 W. Murdock
Wichita, KS 67203
316.660.9056

kevin.brinker@sedgwick.gov

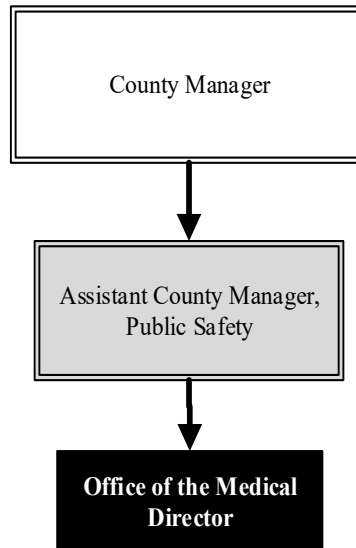
Overview

The Office of the Medical Director (OMD) provides the clinical leadership to all medical providers and agencies throughout the Emergency Medical Service System (EMSS).

The OMD provides physician-led, patient-centered, and team-based oversight for all aspects of pre-hospital patient care.

Within the OMD is the program of Clinical Practice Management.

The OMD's foremost priority is to ensure excellence in pre-hospital patient care, accomplished via the credentialing program, which requires all pre-hospital providers to complete a structured competency assessment before being allowed to provide independent patient care.



Strategic Goals:

- Advance the pre-hospital clinical systems to ensure that excellent patient care is delivered by all partner agencies
- Provide clinical oversight and regulation to ensure only competent providers deliver patient care within the system
- Advance state and national objectives that benefit the local pre-hospital process
- Accreditation of the simulation lab and the process related to simulation training and testing
- Credentialing new first responders at multiple certification levels
- Medical oversight for Narcan administration

Highlights

- The OMD Simulation Center is fully functional for the credentialing of providers and is used by every agency within the EMSS system
- The credentialing process is evaluating all levels of patient care
- Continued partnership with the University of Kansas School of Medicine and the Kansas School of Osteopathic Medicine to teach resident physicians Emergency Medical Services (EMS) medical direction



Accomplishments and Strategic Results

Accomplishments

The OMD has had the following accomplishments:

- continued expansion of the Narcan program with area law enforcement agencies, increasing timely delivery of Narcan to overdose patients;
- continued review of protocols for a more efficient system for the delivery of medical care;
- expanded the EMSS to include the Cheney Fire Department;
- added Paramedics to the Derby Fire Department;
- provided medical direction for Wichita Fire Departments Emergency Medical Technician program for recruits;
- continued leadership in stroke, sepsis, and trauma committees; and
- completed reconstruction and revision of the credentialing manual.

Strategic Results

OMD has several strategic goals by which performance is measured, including:

- The goal of OMD is for annual system expansion by a minimum of 3.0 percent in the credentialing of new providers within the Sedgwick County EMSS or OMD. Credentialing has increased to 968 providers in 2023, with various certification levels including Emergency Medical Responder (EMR), Emergency Medical Technician (EMT), Advanced EMT (AEMT), and Paramedic. This is an increase of 12.4 percent since 2020.
 - 2021: 10.2 percent growth
 - 2022: 6.4 percent growth
 - 2023: 5.6 percent growth
- OMD continues provide medical oversight and training to area law enforcement agencies for the administration of Narcan, used with overdoses from opiates such as Fentanyl. There have been 27 reports filed by law enforcement agencies within the system, 22 patients had positive outcomes, and five reported deaths, revealing an 81.0 percent positive outcome following Narcan administration. The goal for OMD is to reach 100.0 percent positive outcomes with the administration of Narcan.

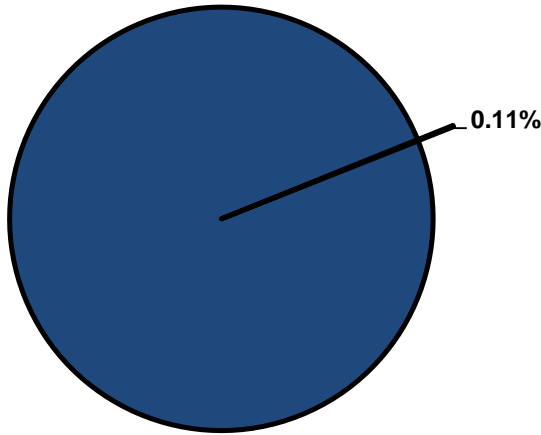


Significant Budget Adjustments

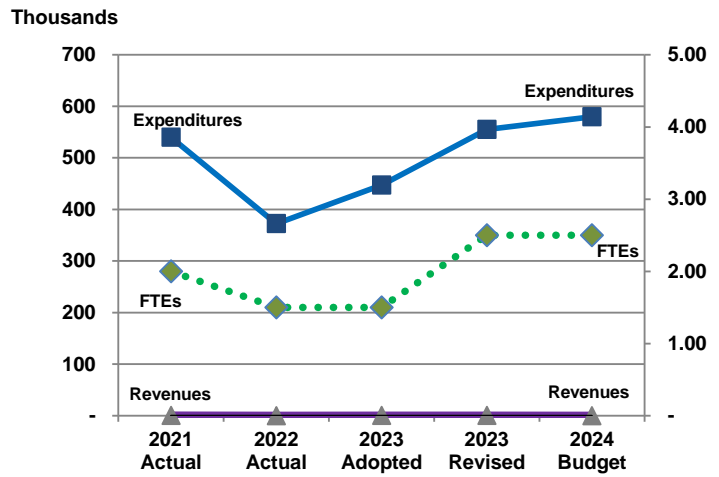
There are no significant adjustments to the Office of the Medical Director's 2024 budget.

Departmental Graphical Summary

Office of the Medical Director
Percent of Total County Operating Budget



Expenditures, Program Revenue & FTEs
All Operating Funds



Budget Summary by Category

	2021 Actual	2022 Actual	2023 Adopted	2023 Revised	2024 Budget	Amount Chg '23 Rev.-'24	% Chg '23 Rev.-'24
Expenditures							
Personnel	481,031	327,244	401,494	509,420	536,257	26,837	5.27%
Contractual Services	26,359	32,859	33,439	33,439	33,477	38	0.11%
Debt Service	-	-	-	-	-	-	-
Commodities	32,522	12,166	12,000	12,000	10,000	(2,000)	-16.67%
Capital Improvements	-	-	-	-	-	-	-
Capital Equipment	-	-	-	-	-	-	-
Interfund Transfers	-	-	-	-	-	-	-
Total Expenditures	539,912	372,269	446,933	554,859	579,734	24,875	4.48%
Revenues							
Tax Revenues	-	-	-	-	-	-	-
Licenses and Permits	-	-	-	-	-	-	-
Intergovernmental	-	-	-	-	-	-	-
Charges for Services	-	-	-	-	-	-	-
All Other Revenue	184	-	191	191	-	(191)	-100.00%
Total Revenues	184	-	191	191	-	(191)	-100.00%
Full-Time Equivalents (FTEs)							
Property Tax Funded	2.00	1.50	1.50	2.50	2.50	-	0.00%
Non-Property Tax Funded	-	-	-	-	-	-	-
Total FTEs	2.00	1.50	1.50	2.50	2.50	-	0.00%

Budget Summary by Fund

Fund	2021 Actual	2022 Actual	2023 Adopted	2023 Revised	2024 Budget	Amount Chg '23 Rev.-'24	% Chg '23 Rev.-'24
General Fund	539,912	372,269	446,933	554,859	579,734	24,875	4.48%
Total Expenditures	539,912	372,269	446,933	554,859	579,734	24,875	4.48%

Significant Budget Adjustments from Prior Year Revised Budget

Expenditures Revenues FTEs

Total - - -

Budget Summary by Program

Program	Fund	2021 Actual	2022 Actual	2023 Adopted	2023 Revised	2024 Budget	% Chg '23 Rev.-'24	2024 FTEs
OMD	110	539,912	372,269	446,933	554,859	579,734	4.48%	2.50
Total		539,912	372,269	446,933	554,859	579,734	4.48%	2.50

Personnel Summary By Fund

Position Titles	Fund	Grade	Budgeted Compensation Comparison			FTE Comparison		
			2023 Adopted	2023 Revised	2024 Budget	2023 Adopted	2023 Revised	2024 Budget
Benefited PT EMSS Medical Director	110	CONTRACT	183,000	201,593	201,593	0.50	0.50	0.50
EMSS Clinical Practice Manager	110	GRADE69	-	-	90,288	-	-	1.00
Credentialing Specialist	110	GRADE67	-	-	78,376	-	-	1.00
EMSS Clinical Practice Manager	110	GRADE138	81,961	90,288	-	1.00	1.00	-
Credentialing Specialist	110	GRADE136	-	71,885	-	-	1.00	-
Subtotal					370,257			
Add:								
Budgeted Personnel Savings					-			
Compensation Adjustments					16,995			
Overtime/On Call/Holiday Pay					-			
Benefits					149,006			
Total Personnel Budget					536,257	1.50	2.50	2.50