

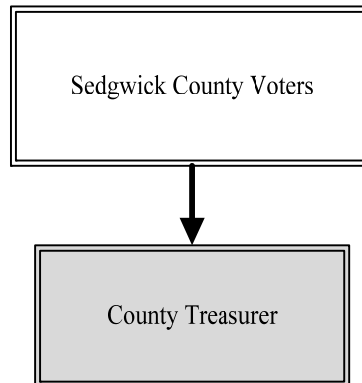
County Treasurer

Mission: To provide honest, friendly service and to be accountable to the citizens of Sedgwick County through the timely collection and distribution of public funds, thus financing public services provided by Kansas schools, cities, townships, and other public agencies in accordance with legislative mandates.

Brandi Baily
Sedgwick County Treasurer
 525 N. Main St., Suite 107
 Wichita, KS 67203
 316.660.9110
brandi.baily@sedgwick.gov

Overview

The Sedgwick County Treasurer’s primary responsibility is to collect real estate, personal property, and motor vehicle taxes; commercial vehicle fees; special assessments; and other miscellaneous taxes for Sedgwick County cities, townships, school districts, and other taxing jurisdictions. After collecting this revenue, the Treasurer apportions and distributes the revenue to local taxing authorities. The Treasurer’s Office also acts as a bank, accepting deposits from revenue-generating departments and entering them into the accounting system before depositing the money into the County’s bank accounts.



The Treasurer also operates two tag offices in Sedgwick County which collect motor vehicle taxes, sales taxes and license fees, park permit fees, and commercial truck registration fees on behalf of the State. The tag offices are totally self-supporting and do not receive General Fund dollars.

Highlights

- In 2020, the coronavirus disease (COVID-19) ceased many projects due to closures. The Treasurer’s Office began working with the Kansas Department of Revenue kiosk vendors, rolling out a solution which will be deployed in city halls throughout the County. The Office is currently testing data feeds and content, and are hopeful for a July go-live deployment

Strategic Goals:

- Continue to improve customer service, utilizing technology to streamline information dissemination and payment collection
- Accurately account for funds collected and distributed
- Enhance partnerships with other County and Kansas State departments to enhance delivery of services to citizens



Accomplishments and Strategic Results

Accomplishments

During the COVID-19 pandemic, the Treasurer's tag and tax facilities remained open to meet the needs of the citizens of Sedgwick County. The Office embraced the Executive Orders of the Governor as they pertained to tag renewal extensions while keeping current with title transactions, which were not included in the Executive Orders. Additionally, glass barriers were installed between customers and clerks, and all were provided with safety cleaning supplies. The Office utilized professional sterilization cleanings, masks, gloves, and wall hand sanitizers were made available to provide maximum protection to both customers and clerks.

Strategic Results

	2020	2021	2022
Department Metric:	Actual	Estimated	Projected
Tax dollars collected and distributed (calendar year) - Tax Office	\$642,898,102	\$645,000,000	\$645,000,000
Total vehicle tax revenue collected - Tag Office	\$59,024,815	\$60,000,000	\$66,000,000
Commercial Motor Vehicle Fees - Tag Office	\$2,543,867	\$2,550,000	\$1,500,000
Number of current tax statements mailed or electronically submitted (calendar year)	342,129	345,000	371,000
Number of vehicle transactions	632,900	635,000	635,000
Titles approved for printing	114,942	115,000	115,500
Collection of royalty fees	\$426,394	\$435,000	\$435,000
Collection of park permit fees	\$344,070	\$260,000	\$260,000

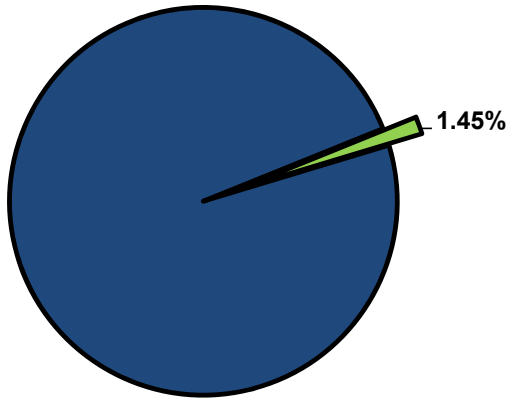


Significant Budget Adjustments

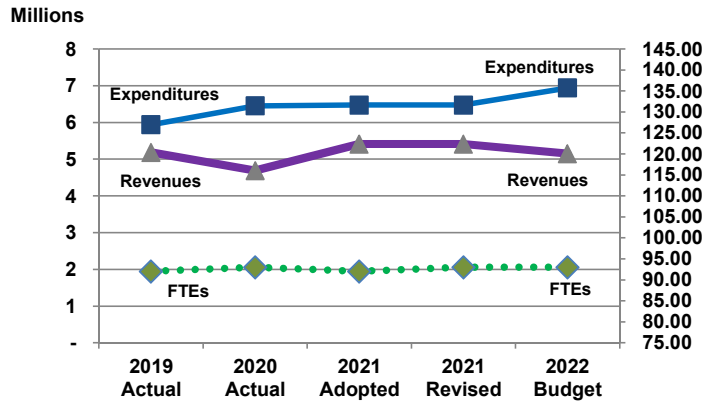
Significant adjustments to the County Treasurer's 2022 budget include a decrease in charges for services revenues (\$198,546) due to fewer in-person services as a result of COVID-19.

Departmental Graphical Summary

County Treasurer
Percent of Total County Operating Budget



Expenditures, Program Revenue & FTEs
All Operating Funds



Budget Summary by Category

	2019	2020	2021	2021	2022	Amount Chg	% Chg
	Actual	Actual	Adopted	Revised	Budget	'21 Rev.-'22	'21 Rev.-'22
Expenditures							
Personnel	4,736,311	4,665,807	5,188,939	5,188,939	5,539,016	350,076	6.75%
Contractual Services	1,084,371	1,154,235	1,161,429	1,142,429	1,275,338	132,909	11.63%
Debt Service	-	-	-	-	-	-	-
Commodities	118,190	103,825	126,213	145,213	126,213	(19,000)	-13.08%
Capital Improvements	-	-	-	-	-	-	-
Capital Equipment	-	-	-	-	-	-	-
Interfund Transfers	-	529,808	-	-	-	-	-
Total Expenditures	5,938,871	6,453,675	6,476,582	6,476,582	6,940,567	463,985	7.16%
Revenues							
Tax Revenues	-	(8,138)	-	-	-	-	-
Licenses and Permits	-	-	-	-	-	-	-
Intergovernmental	31,325	34,300	31,955	31,955	34,989	3,035	9.50%
Charges for Services	5,075,228	4,649,674	5,295,756	5,295,756	5,097,210	(198,546)	-3.75%
All Other Revenue	80,610	14,515	83,243	83,243	18,848	(64,395)	-77.36%
Total Revenues	5,187,162	4,690,351	5,410,953	5,410,953	5,151,047	(259,907)	-4.80%
Full-Time Equivalentents (FTEs)							
Property Tax Funded	17.50	18.50	17.50	17.50	17.50	-	0.00%
Non-Property Tax Funded	74.50	74.50	74.50	75.50	75.50	-	0.00%
Total FTEs	92.00	93.00	92.00	93.00	93.00	-	0.00%

Budget Summary by Fund

	2019	2020	2021	2021	2022	Amount Chg	% Chg
	Actual	Actual	Adopted	Revised	Budget	'21 Rev.-'22	'21 Rev.-'22
Fund							
General Fund	1,317,811	1,245,691	1,355,365	1,355,365	1,407,150	51,784	3.82%
Auto License	4,621,061	5,207,984	5,121,216	5,121,216	5,533,417	412,201	8.05%
Total Expenditures	5,938,871	6,453,675	6,476,582	6,476,582	6,940,567	463,985	7.16%

Significant Budget Adjustments from Prior Year Revised Budget

	Expenditures	Revenues	FTEs
Decrease in charges for services revenues due to fewer in-person services as a result of COVID-19		(198,546)	

Total	-	(198,546)	-
--------------	---	-----------	---

Budget Summary by Program

Program	Fund	2019 Actual	2020 Actual	2021 Adopted	2021 Revised	2022 Budget	% Chg '21 Rev.-'22	21-'22' FTEs
Treasurer Administration	110	370,753	333,922	345,537	345,537	360,004	4.19%	3.50
Tax Collections	110	608,903	576,752	657,105	657,105	681,821	3.76%	9.00
Treasurer Accounting	110	338,155	335,018	352,724	352,724	365,325	3.57%	5.00
Tag Administration	213	1,429,396	2,054,962	1,470,671	1,451,171	1,635,839	12.73%	11.50
Main Tag Office	213	1,784,572	1,796,103	1,945,888	1,974,002	2,104,807	6.63%	39.00
Brittany Tag Office	213	234	(1,184)	-	-	-	0.00%	-
Chadsworth Tag Office	213	1,811	(764)	-	-	-	0.00%	-
Derby Tag Office	213	781	(706)	-	-	-	0.00%	-
Kellogg Tag Office	213	1,404,266	1,359,572	1,704,657	1,696,043	1,792,771	5.70%	25.00
Total		5,938,871	6,453,675	6,476,582	6,476,582	6,940,567	7.16%	93.00

Personnel Summary By Fund

Position Titles	Fund	Grade	Budgeted Compensation Comparison			FTE Comparison		
			2021 Adopted	2021 Revised	2022 Budget	2021 Adopted	2021 Revised	2022 Budget
County Treasurer	110	ELECT	94,743	94,743	90,000	1.00	1.00	1.00
Chief Deputy Treasurer	110	GRADE136	44,692	44,692	45,586	0.50	0.50	0.50
Deputy Treasurer	110	GRADE132	-	-	58,392	-	-	1.00
Deputy Treasurer	110	GRADE131	56,146	56,146	-	1.00	1.00	-
Senior Accountant	110	GRADE129	53,255	53,255	54,320	1.00	1.00	1.00
Accountant	110	GRADE125	212,106	212,139	216,382	5.00	5.00	5.00
Administrative Technician	110	GRADE124	43,312	37,066	83,580	1.00	1.00	2.00
Administrative Specialist	110	GRADE123	37,663	37,669	38,422	1.00	1.00	1.00
Administrative Technician	110	GRADE123	43,994	44,013	-	1.00	1.00	-
DTU Specialist	110	GRADE123	43,129	43,139	44,002	1.00	1.00	1.00
Administrative Assistant	110	GRADE120	33,842	30,482	164,289	1.00	1.00	5.00
Administrative Support II	110	GRADE118	127,660	124,176	-	4.00	4.00	-
Chief Deputy Treasurer	213	GRADE136	44,692	44,692	45,586	0.50	0.50	0.50
Auto License Manager	213	GRADE132	-	-	74,118	-	-	1.00
Auto License Manager	213	GRADE131	72,665	72,665	-	1.00	1.00	-
Operations Manager	213	GRADE130	54,822	54,822	-	1.00	1.00	-
Assistant Auto License Manager	213	GRADE129	101,465	101,465	103,494	2.00	2.00	2.00
Senior Accountant	213	GRADE129	54,303	54,303	55,389	1.00	1.00	1.00
Operations Manager	213	GRADE125	-	-	55,613	-	-	1.00
Department Application Specialist	213	GRADE124	-	53,019	54,080	-	1.00	1.00
Administrative Specialist	213	GRADE123	-	-	152,189	-	-	4.00
Auto License Substation Manager	213	GRADE122	-	-	347,265	-	-	9.00
Asst. Auto License Substation Man.	213	GRADE121	-	-	112,193	-	-	3.00
Auto License Substation Manager	213	GRADE121	337,172	335,431	-	9.00	9.00	-
Administrative Support II	213	GRADE120	-	-	1,547,430	-	-	49.00
Asst. Auto License Substation Man.	213	GRADE120	108,668	108,389	-	3.00	3.00	-
Administrative Specialist	213	GRADE119	142,235	142,293	-	4.00	4.00	-
Administrative Support II	213	GRADE118	1,459,575	1,451,647	-	49.00	49.00	-
PT Administrative Support	213	EXCEPT	28,570	28,579	28,579	1.00	1.00	1.00
PT Fiscal Associate	213	EXCEPT	61,834	84,531	84,531	3.00	3.00	3.00
Subtotal					3,455,440			
Add:								
Budgeted Personnel Savings					-			
Compensation Adjustments					158,185			
Overtime/On Call/Holiday Pay					20,525			
Benefits					1,904,865			
Total Personnel Budget					5,539,016	92.00	93.00	93.00

• Treasurer Administration

Treasurer’s Administration manages overall operations to ensure proper billing, collection, and distribution of tax monies. The program provides employees with the tools necessary to achieve quality public service by emphasizing employee training and development, process improvements and efficiencies, and effective resource allocation. Administration in the Treasurer’s Office works with other County departments and taxing authorities to develop partnerships and improve communications.

Fund(s): County General Fund 110

Expenditures	2019 Actual	2020 Actual	2021 Adopted	2021 Revised	2022 Budget	Amnt. Chg. '21 - '22	% Chg. '21 - '22
Personnel	368,620	332,248	333,803	333,803	348,270	14,467	4.3%
Contractual Services	2,132	1,674	8,000	8,000	8,000	-	0.0%
Debt Service	-	-	-	-	-	-	0.0%
Commodities	-	-	3,734	3,734	3,734	-	0.0%
Capital Improvements	-	-	-	-	-	-	0.0%
Capital Equipment	-	-	-	-	-	-	0.0%
Interfund Transfers	-	-	-	-	-	-	0.0%
Total Expenditures	370,753	333,922	345,537	345,537	360,004	14,467	4.2%
Revenues							
Taxes	-	-	-	-	-	-	0.0%
Intergovernmental	-	-	-	-	-	-	0.0%
Charges For Service	-	-	-	-	-	-	0.0%
All Other Revenue	-	60	-	-	62	62	0.0%
Total Revenues	-	60	-	-	62	62	0.0%
Full-Time Equivalents (FTEs)	4.50	3.50	3.50	3.50	3.50	-	0.0%

• Tax Collections

Tax Collections receives, records, and processes real and personal property tax payments in person, by mail, and via the internet, and have assigned a staff member for the collection of prior years' taxes. Tax Collections works closely with mortgage lenders and financial institutions to ensure accurate payment and posting of taxes. Tax Collections also serves as the repository for all other County departments.

Fund(s): County General Fund 110

Expenditures	2019 Actual	2020 Actual	2021 Adopted	2021 Revised	2022 Budget	Amnt. Chg. '21 - '22	% Chg. '21 - '22
Personnel	508,534	484,819	513,463	513,463	538,179	24,716	4.8%
Contractual Services	38,505	32,079	60,750	60,750	60,750	-	0.0%
Debt Service	-	-	-	-	-	-	0.0%
Commodities	61,864	59,854	82,892	82,892	82,892	-	0.0%
Capital Improvements	-	-	-	-	-	-	0.0%
Capital Equipment	-	-	-	-	-	-	0.0%
Interfund Transfers	-	-	-	-	-	-	0.0%
Total Expenditures	608,903	576,752	657,105	657,105	681,821	24,716	3.8%
Revenues							
Taxes	-	(8,138)	-	-	-	-	0.0%
Intergovernmental	-	-	-	-	-	-	0.0%
Charges For Service	-	-	-	-	-	-	0.0%
All Other Revenue	47,206	6,337	49,175	49,175	6,678	(42,497)	-86.4%
Total Revenues	47,206	(1,801)	49,175	49,175	6,678	(42,497)	-86.4%
Full-Time Equivalents (FTEs)	8.00	10.00	9.00	9.00	9.00	-	0.0%

• Treasurer Accounting

Treasurer Accounting accurately accounts for all monies received from taxpayers and properly distributes these funds to cities, townships, school districts, and other tax units. The Treasurer Accounting fund center also accepts deposits on behalf of other Sedgwick County departments.

Fund(s): County General Fund 110

Expenditures	2019 Actual	2020 Actual	2021 Adopted	2021 Revised	2022 Budget	Amnt. Chg. '21 - '22	% Chg. '21 - '22
Personnel	338,155	335,018	352,724	352,724	365,325	12,601	3.6%
Contractual Services	-	-	-	-	-	-	0.0%
Debt Service	-	-	-	-	-	-	0.0%
Commodities	-	-	-	-	-	-	0.0%
Capital Improvements	-	-	-	-	-	-	0.0%
Capital Equipment	-	-	-	-	-	-	0.0%
Interfund Transfers	-	-	-	-	-	-	0.0%
Total Expenditures	338,155	335,018	352,724	352,724	365,325	12,601	3.6%
Revenues							
Taxes	-	-	-	-	-	-	0.0%
Intergovernmental	-	-	-	-	-	-	0.0%
Charges For Service	-	45	-	-	48	48	0.0%
All Other Revenue	1,178	1,781	1,226	1,226	1,853	627	51.2%
Total Revenues	1,178	1,826	1,226	1,226	1,901	675	55.1%
Full-Time Equivalents (FTEs)	5.00	5.00	5.00	5.00	5.00	-	0.0%

• Tag Administration

Tag Administration Services manages the operations of the two tag office facilities. Tag Administration accounts for monies received from title and registration transactions and distributes these funds to the proper authorities. Tag Administration also provides support to all auto license personnel with regard to tax collection and refunds. Other responsibilities include computer support and management of inventory and supply logistics.

Fund(s): Auto License 213

Expenditures	2019 Actual	2020 Actual	2021 Adopted	2021 Revised	2022 Budget	Amnt. Chg. '21 - '22	% Chg. '21 - '22
Personnel	697,460	722,823	756,847	756,847	872,188	115,341	15.2%
Contractual Services	714,829	765,423	678,237	656,237	728,064	71,827	10.9%
Debt Service	-	-	-	-	-	-	0.0%
Commodities	17,106	36,908	35,587	38,087	35,587	(2,500)	-6.6%
Capital Improvements	-	-	-	-	-	-	0.0%
Capital Equipment	-	-	-	-	-	-	0.0%
Interfund Transfers	-	529,808	-	-	-	-	0.0%
Total Expenditures	1,429,396	2,054,962	1,470,671	1,451,171	1,635,839	184,667	12.7%
Revenues							
Taxes	-	-	-	-	-	-	0.0%
Intergovernmental	-	-	-	-	-	-	0.0%
Charges For Service	-	-	-	-	-	-	0.0%
All Other Revenue	354	-	10	10	-	(10)	-100.0%
Total Revenues	354	-	10	10	-	(10)	-100.0%
Full-Time Equivalents (FTEs)	9.50	10.50	10.50	11.50	11.50	-	0.0%

• Main Tag Office

The Main Tag Office provides vehicle tag renewal and title services. Kansas Highway Patrol vehicle inspections are available at this location Monday through Friday from 7:30 a.m. to 3:15 p.m. This office also provides services for fleets and dealers, and distributes personalized/specialty tags. This office is located at 2525 West Douglas, at the intersection of Douglas and Meridian in downtown Wichita.

Fund(s): Auto License 213								
Expenditures	2019 Actual	2020 Actual	2021 Adopted	2021 Revised	2022 Budget	Amnt. Chg. '21 - '22	% Chg. '21 - '22	
Personnel	1,678,918	1,725,036	1,844,838	1,865,202	2,012,957	147,755	7.9%	
Contractual Services	77,327	69,204	99,050	99,050	89,850	(9,200)	-9.3%	
Debt Service	-	-	-	-	-	-	0.0%	
Commodities	28,328	1,863	2,000	9,750	2,000	(7,750)	-79.5%	
Capital Improvements	-	-	-	-	-	-	0.0%	
Capital Equipment	-	-	-	-	-	-	0.0%	
Interfund Transfers	-	-	-	-	-	-	0.0%	
Total Expenditures	1,784,572	1,796,103	1,945,888	1,974,002	2,104,807	130,805	6.6%	
Revenues								
Taxes	-	-	-	-	-	-	0.0%	
Intergovernmental	31,325	34,300	31,955	31,955	34,989	3,035	9.5%	
Charges For Service	3,518,467	3,216,580	3,682,289	3,682,289	3,507,241	(175,047)	-4.8%	
All Other Revenue	22,096	(92,636)	32,831	32,831	5,199	(27,632)	-84.2%	
Total Revenues	3,571,888	3,158,244	3,747,075	3,747,075	3,547,430	(199,645)	-5.3%	
Full-Time Equivalents (FTEs)	41.00	38.00	38.00	39.00	39.00	-	0.0%	

• Brittany Tag Office

The Brittany Tag Office, located at 2120 North Woodlawn, closed in December 2018. Staff and operations were moved to the Kellogg Tag Office at 5620 East Kellogg (northeast corner of Kellogg and Edgemoor).

Fund(s): Auto License 213								
Expenditures	2019 Actual	2020 Actual	2021 Adopted	2021 Revised	2022 Budget	Amnt. Chg. '21 - '22	% Chg. '21 - '22	
Personnel	826	-	-	-	-	-	0.0%	
Contractual Services	(591)	(1,184)	-	-	-	-	0.0%	
Debt Service	-	-	-	-	-	-	0.0%	
Commodities	-	-	-	-	-	-	0.0%	
Capital Improvements	-	-	-	-	-	-	0.0%	
Capital Equipment	-	-	-	-	-	-	0.0%	
Interfund Transfers	-	-	-	-	-	-	0.0%	
Total Expenditures	234	(1,184)	-	-	-	-	0.0%	
Revenues								
Taxes	-	-	-	-	-	-	0.0%	
Intergovernmental	-	-	-	-	-	-	0.0%	
Charges For Service	-	-	-	-	-	-	0.0%	
All Other Revenue	-	3,209	-	-	-	-	0.0%	
Total Revenues	-	3,209	-	-	-	-	0.0%	
Full-Time Equivalents (FTEs)	-	-	-	-	-	-	0.0%	

• Chadsworth Tag Office

The Chadsworth Tag Office, located at located at 2330 North Maize Road, closed in December 2018. Staff and operations were moved to the Kellogg Tag Office at 5620 East Kellogg (northeast corner of Kellogg and Edgemoor).

Fund(s): Auto License 213							
Expenditures	2019 Actual	2020 Actual	2021 Adopted	2021 Revised	2022 Budget	Amnt. Chg. '21 - '22	% Chg. '21 - '22
Personnel	2,626	-	-	-	-	-	0.0%
Contractual Services	(815)	(484)	-	-	-	-	0.0%
Debt Service	-	-	-	-	-	-	0.0%
Commodities	-	(280)	-	-	-	-	0.0%
Capital Improvements	-	-	-	-	-	-	0.0%
Capital Equipment	-	-	-	-	-	-	0.0%
Interfund Transfers	-	-	-	-	-	-	0.0%
Total Expenditures	1,811	(764)	-	-	-	-	0.0%
Revenues							
Taxes	-	-	-	-	-	-	0.0%
Intergovernmental	-	-	-	-	-	-	0.0%
Charges For Service	-	-	-	-	-	-	0.0%
All Other Revenue	-	-	-	-	-	-	0.0%
Total Revenues	-	-	-	-	-	-	0.0%
Full-Time Equivalents (FTEs)	-	-	-	-	-	-	0.0%

• Derby Tag Office

The Derby Tag Office, located at 212 Greenway in Derby Towne Center, closed in December 2018. Staff and operations were moved to the Kellogg Tag Office at 5620 East Kellogg (northeast corner of Kellogg and Edgemoor).

Fund(s): Auto License 213							
Expenditures	2019 Actual	2020 Actual	2021 Adopted	2021 Revised	2022 Budget	Amnt. Chg. '21 - '22	% Chg. '21 - '22
Personnel	1,613	-	-	-	-	-	0.0%
Contractual Services	(832)	(484)	-	-	-	-	0.0%
Debt Service	-	-	-	-	-	-	0.0%
Commodities	-	(222)	-	-	-	-	0.0%
Capital Improvements	-	-	-	-	-	-	0.0%
Capital Equipment	-	-	-	-	-	-	0.0%
Interfund Transfers	-	-	-	-	-	-	0.0%
Total Expenditures	781	(706)	-	-	-	-	0.0%
Revenues							
Taxes	-	-	-	-	-	-	0.0%
Intergovernmental	-	-	-	-	-	-	0.0%
Charges For Service	1,203	-	-	-	-	-	0.0%
All Other Revenue	-	-	-	-	-	-	0.0%
Total Revenues	1,203	-	-	-	-	-	0.0%
Full-Time Equivalents (FTEs)	-	-	-	-	-	-	0.0%

• Kellogg Tag Office

The Kellogg Tag Office opened in December of 2018. This new facility is a consolidation of the staff and operations of the three satellite offices: Brittany, Chadsworth, and Derby. This office is located at 5620 East Kellogg (northeast corner of Kellogg and Edgemoor) in east Wichita. The office provides vehicle tag renewal and title services and is open from 8:00 a.m. to 5:00 p.m. Monday through Friday.

Fund(s): Auto License 213

Expenditures	2019 Actual	2020 Actual	2021 Adopted	2021 Revised	2022 Budget	Amnt. Chg. '21 - '22	% Chg. '21 - '22
Personnel	1,139,559	1,065,864	1,387,265	1,366,901	1,402,097	35,196	2.6%
Contractual Services	253,814	288,008	315,392	318,392	388,674	70,282	22.1%
Debt Service	-	-	-	-	-	-	0.0%
Commodities	10,892	5,700	2,000	10,750	2,000	(8,750)	-81.4%
Capital Improvements	-	-	-	-	-	-	0.0%
Capital Equipment	-	-	-	-	-	-	0.0%
Interfund Transfers	-	-	-	-	-	-	0.0%
Total Expenditures	1,404,266	1,359,572	1,704,657	1,696,043	1,792,771	96,728	5.7%
Revenues							
Taxes	-	-	-	-	-	-	0.0%
Intergovernmental	-	-	-	-	-	-	0.0%
Charges For Service	1,555,557	1,433,049	1,613,467	1,613,467	1,589,920	(23,547)	-1.5%
All Other Revenue	9,776	95,765	-	-	1,717	1,717	0.0%
Total Revenues	1,565,334	1,528,813	1,613,467	1,613,467	1,591,637	(21,830)	-1.4%
Full-Time Equivalents (FTEs)	24.00	26.00	26.00	25.00	25.00	-	0.0%