

Election Commissioner

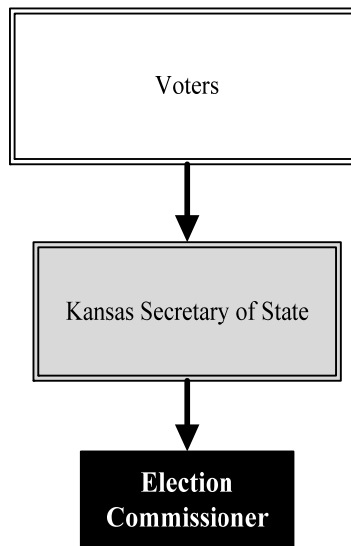
Mission: To conduct elections and enfranchise all eligible Sedgwick County citizens, giving them the opportunity to register to vote and participate in accessible, transparent, and secure elections.

Laura Rainwater
Sedgwick County Election Commissioner
 510 N. Main St., Suite 101
 Wichita, KS 67203
 316.660.7100
laura.rainwater@sedgwick.gov

Overview

The Election Commissioner, who is appointed by the Kansas Secretary of State, oversees all voter registration and elections within Sedgwick County. Many Kansas statutes relate to the conduct of elections, but the primary statutes governing elections are found in Chapter 25 of the Kansas Statutes. Statutes specifically outlining the main duties and responsibilities of the Election Commissioner are in Kansas Statutes 19-3419 through 19-3439.

To make the election process flow as smoothly as possible and to accomplish the goals and the mission of the Election Commissioner, the Election Office receives valuable support from the County. This financial, logistical, personnel, and technical support is received from the Board of County Commissioners (BOCC), the County Manager, and other County departments.



Strategic Goals:

- Enhance public trust through continued responsiveness, professionalism, increased transparency, and purposeful communication
- Strengthen logistical resources to ensure the continuation of efficient, secure, and accessible elections
- Provide for continuity of internal operations

Highlights

- The Election Office administered three special elections in 2023, one of which was the first all mail ballot election since 2016
- The Election Office acquired an additional central count scanner in 2023 to increase operational efficiency and promote redundancy
- Over 700 board workers were hired for advance and election day voting in 2023 to ensure that all eligible Sedgwick County Citizens had the opportunity to cast their vote in an election



Accomplishments and Strategic Results

Accomplishments

The Election Office currently serves over 330,000 registered voters in Sedgwick County.

In 2023, the Election Office added three additional satellite early voting sites and 20 additional election day polling places for a total operation of:

- 14 ballot drop boxes;
- 19 satellite early voting sites; and
- 102 election day polling places.

Strategic Results

Strategic results for the Election Commissioner included the following measures in 2023:

- The Election Office conducted two regular elections and three special elections. Turnout for the 2023 primary election was 15.9 percent and turnout for the 2023 general election was 23.4 percent.
- Election Office logistical staff managed over 1,600 voting machines and pieces of election equipment. Logistical management allowed for 93.3 percent of equipment to be considered ready and deployable, exceeding the goal of 95.0 percent.

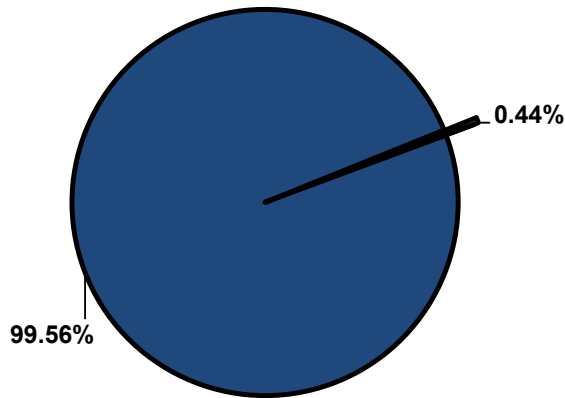


Significant Budget Adjustments

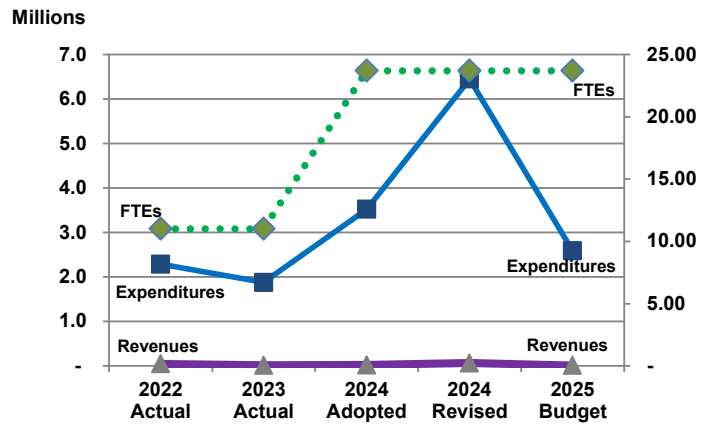
Significant adjustments to the Election Commissioner's 2025 Recommended Budget include a decrease in interfund transfers for a 2024 Capital Improvement Program (CIP) project (\$2,884,428), a decrease in expenditures for 2024 presidential election and presidential preference primary costs (\$844,727), a decrease in commodities for purchase of replacement batteries for ballot marking devices in 2024 (\$198,000), a decrease in revenues and expenditures due to one-time grant funding in 2024 (\$41,292), and the addition of funding for annual maintenance and license fees (\$4,950).

Departmental Graphical Summary

Election Commissioner
Percent of Total County Operating Budget



Expenditures, Program Revenue & FTEs
All Operating Funds



Budget Summary by Category

	2022 Actual	2023 Actual	2024 Adopted	2024 Revised	2025 Budget	Amount Chg '24 Rev.-'25	% Chg '24 Rev.-'25
Expenditures							
Personnel	1,401,776	1,225,657	1,622,140	1,622,140	1,725,898	103,758	6.40%
Contractual Services	776,942	562,709	1,757,429	1,753,300	746,212	(1,007,088)	-57.44%
Debt Service	-	-	-	-	-	-	-
Commodities	109,052	35,078	141,035	182,327	115,000	(67,327)	-36.93%
Capital Improvements	-	-	-	-	-	-	-
Capital Equipment	-	54,735	-	-	-	-	-
Interfund Transfers	-	-	-	2,888,557	-	(2,888,557)	-100.00%
Total Expenditures	2,287,770	1,878,179	3,520,604	6,446,324	2,587,110	(3,859,214)	-59.87%
Revenues							
Tax Revenues	-	-	-	-	-	-	-
Licenses and Permits	-	-	-	-	-	-	-
Intergovernmental	-	-	-	37,163	-	(37,163)	-100.00%
Charges for Services	6,860	9,292	6,942	6,942	9,406	2,464	35.50%
All Other Revenue	37,815	2,463	14,343	18,472	2,546	(15,926)	-86.22%
Total Revenues	44,675	11,756	21,285	62,577	11,952	(50,625)	-80.90%
Full-Time Equivalents (FTEs)							
Property Tax Funded	11.00	11.00	23.70	23.70	23.70	-	0.00%
Non-Property Tax Funded	-	-	-	-	-	-	-
Total FTEs	11.00	11.00	23.70	23.70	23.70	-	0.00%

Budget Summary by Fund

Fund	2022 Actual	2023 Actual	2024 Adopted	2024 Revised	2025 Budget	Amount Chg '24 Rev.-'25	% Chg '24 Rev.-'25
General Fund	2,287,770	1,878,179	3,520,604	6,405,032	2,587,110	(3,817,921)	-59.61%
Miscellaneous Grants	-	-	-	41,292	-	(41,292)	-100.00%
Total Expenditures	2,287,770	1,878,179	3,520,604	6,446,324	2,587,110	(3,859,214)	-59.87%



Significant Budget Adjustments from Prior Year Revised Budget

	Expenditures	Revenues	FTEs
Decrease in interfund transfers for a 2024 CIP project	(2,884,428)		
Decrease in expenditures for 2024 presidential election and presidential preference primary costs	(844,727)		
Decrease in commodities for purchase of replacement batteries for ballot marking devices in 2024	(198,000)		
Decrease in revenues and expenditures due to one-time grant funding in 2024	(41,292)	(41,292)	
Addition of funding for annual maintenance and license fees	4,950		
Total	(3,963,497)	(41,292)	-

Budget Summary by Program

Program	Fund	2022 Actual	2023 Actual	2024 Adopted	2024 Revised	2025 Budget	% Chg '24 Rev.-'25	24'-25' FTEs
Administration	110	988,686	934,581	1,252,620	4,137,048	1,358,249	-67.17%	14.00
Election Operations	110	1,299,085	943,597	2,267,984	2,267,984	1,228,862	2876.03%	9.70
Physical Security Grant	279	-	-	-	41,292	-	0.00%	-
Total		2,287,770	1,878,179	3,520,604	6,446,324	2,587,110	-59.87%	23.70



Personnel Summary by Fund

Position Titles	Fund	Grade	Budgeted Compensation Comparison			FTE Comparison		
			2024 Adopted	2024 Revised	2025 Budget	2024 Adopted	2024 Revised	2025 Budget
Election Commissioner	110	APPOINT	101,527	104,573	104,573	1.00	1.00	1.00
Chief Deputy Election Commissioner	110	GRADE 63	62,204	80,691	80,691	1.00	1.00	1.00
Deputy Election Commissioner	110	GRADE 60	59,455	74,436	74,436	1.00	1.00	1.00
Warehouse Supervisor	110	GRADE 59	39,820	54,610	54,610	1.00	1.00	1.00
Technology Supervisor	110	GRADE 59	48,401	54,588	54,588	1.00	1.00	1.00
Senior Administrative Officer	110	GRADE 59	100,526	53,689	53,689	2.00	1.00	1.00
Management Analyst I	110	GRADE 59	41,308	49,853	49,853	1.00	1.00	1.00
Administrative Support VI	110	GRADE 57	89,070	91,480	91,480	2.00	2.00	2.00
Senior Election Specialist	110	GRADE 56	42,503	45,527	45,527	1.00	1.00	1.00
Election Specialist	110	GRADE 55	126,826	169,921	169,921	3.00	4.00	4.00
Temp Office-Administrative	110	EXCEPT	53,627	53,627	53,627	2.90	2.90	2.90
Poll Worker	110	ELECT	391,461	391,461	391,461	6.80	6.80	6.80
Subtotal			1,224,457					
Add:								
Budgeted Personnel Savings			-					
Compensation Adjustments			70,989					
Overtime/On Call/Holiday Pay			1,375					
Benefits			429,077					
Total Personnel Budget			1,725,898			23.70	23.70	23.70



• Administration

The Election Commissioner is appointed by the Kansas Secretary of State for a four-year term. The Office is responsible for registering citizens to vote, negotiating with other entities for polling location arrangements, organizing and scheduling employees and volunteers to staff polling places for elections, providing advance ballots, and tabulating the results of voting. Indirect costs for the election process are funded from this program.

Fund(s): County General Fund 110

Expenditures	2022 Actual	2023 Actual	2024 Adopted	2024 Revised	2025 Budget	Amnt. Chg. '24 - '25	% Chg. '24 - '25
Personnel	869,299	841,706	1,124,287	1,124,287	1,217,030	92,743	8.2%
Contractual Services	112,949	82,890	118,743	118,743	131,218	12,475	10.5%
Debt Service	-	-	-	-	-	-	0.0%
Commodities	6,438	9,985	9,590	9,590	10,000	410	4.3%
Capital Improvements	-	-	-	-	-	-	0.0%
Capital Equipment	-	-	-	-	-	-	0.0%
Interfund Transfers	-	-	-	2,884,428	-	(2,884,428)	-100.0%
Total Expenditures	988,686	934,581	1,252,620	4,137,048	1,358,249	(2,778,799)	-67.2%
Revenues							
Taxes	-	-	-	-	-	-	0.0%
Intergovernmental	-	-	-	-	-	-	0.0%
Charges For Service	194	-	206	206	-	(206)	-100.0%
All Other Revenue	6	-	6	6	-	(6)	-100.0%
Total Revenues	200	-	212	212	-	(212)	-100.0%
Full-Time Equivalents (FTEs)	11.00	11.00	14.00	14.00	14.00	-	0.0%

• Election Operations

This program is established to capture the direct costs associated with conducting annual elections. The largest expense is for Election Day board worker salaries and mileage. These employees are hired on a temporary basis prior to, during, and after the election. Also included is printing of ballots, payment to polling places, set up and delivery of voting machines, administrative costs, voter registration, and voter outreach. This program also captures the revenue generated by fees candidates pay to file for election and reimbursements received for special elections. These fees are not enough to cover the cost of elections and the majority of funding comes from the County's General Fund.

Fund(s): County General Fund 110

Expenditures	2022 Actual	2023 Actual	2024 Adopted	2024 Revised	2025 Budget	Amnt. Chg. '24 - '25	% Chg. '24 - '25
Personnel	532,477	383,951	497,853	497,853	508,868	11,015	2.2%
Contractual Services	663,993	479,819	1,638,686	1,634,557	614,994	(1,019,563)	-62.4%
Debt Service	-	-	-	-	-	-	0.0%
Commodities	102,614	25,093	131,445	131,445	105,000	(26,445)	-20.1%
Capital Improvements	-	-	-	-	-	-	0.0%
Capital Equipment	-	54,735	-	-	-	-	0.0%
Interfund Transfers	-	-	-	4,129	-	(4,129)	-100.0%
Total Expenditures	1,299,085	943,597	2,267,984	2,267,984	1,228,862	(1,039,122)	-45.8%
Revenues							
Taxes	-	-	-	-	-	-	0.0%
Intergovernmental	-	-	-	-	-	-	0.0%
Charges For Service	6,665	9,292	6,736	6,736	9,406	2,670	39.6%
All Other Revenue	37,809	2,463	14,337	14,337	2,546	(11,791)	-82.2%
Total Revenues	44,475	11,756	21,073	21,073	11,952	(9,121)	-43.3%
Full-Time Equivalents (FTEs)	9.70	9.70	9.70	9.70	9.70	-	0.0%



Physical Security Grant

In 2023, the Kansas Secretary of State's Office announced the Physical Security Grant Program for the express purpose of facilitating upgrades and improvements to each of the 105 county election offices. The upgrades and improvements will be in areas of physical security of election equipment, ballots, election offices, and staff. The Election Office was awarded grant funds to upgrade the physical security of Sedgwick County election equipment and election spaces in 2024.

Fund(s): Miscellaneous Grants 279							
Expenditures	2022 Actual	2023 Actual	2024 Adopted	2024 Revised	2025 Budget	Amnt. Chg. '24 - '25	% Chg. '24 - '25
Personnel	-	-	-	-	-	-	0.0%
Contractual Services	-	-	-	-	-	-	0.0%
Debt Service	-	-	-	-	-	-	0.0%
Commodities	-	-	-	41,292	-	(41,292)	-100.0%
Capital Improvements	-	-	-	-	-	-	0.0%
Capital Equipment	-	-	-	-	-	-	0.0%
Interfund Transfers	-	-	-	-	-	-	0.0%
Total Expenditures	-	-	-	41,292	-	(41,292)	-100.0%
Revenues							
Taxes	-	-	-	-	-	-	0.0%
Intergovernmental	-	-	-	37,163	-	(37,163)	-100.0%
Charges For Service	-	-	-	-	-	-	0.0%
All Other Revenue	-	-	-	4,129	-	(4,129)	-100.0%
Total Revenues	-	-	-	41,292	-	(41,292)	-100.0%
Full-Time Equivalent (FTEs)	-	-	-	-	-	-	0.0%

