

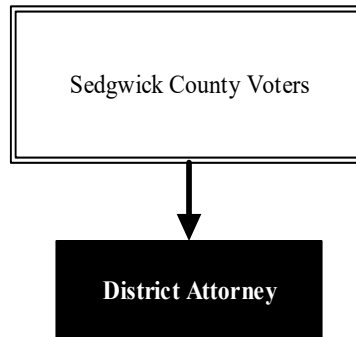
District Attorney

Mission: To enforce the law of the State of Kansas by effectively, fairly, ethically, and consistently administering justice within the framework of the U.S. Constitution and the laws of the State of Kansas. To review, assess, deter, and prosecute criminal and civil violations in a consistent manner that maximizes public safety, protects the rights of crime victims, and the rights of all citizens. To ensure the criminal justice system operates fairly with the goal of improving the quality of life for all citizens of this community.

Marc Bennett
District Attorney
535 N. Main St.
Wichita, KS 67203
316.660.3600
marc.bennett@sedgwick.gov

Overview

The Office of the District Attorney (DA) prosecutes violations of criminal, juvenile, and traffic laws of Kansas; initiates proceedings to protect abused and neglected children; and secures care and treatment in mental commitment cases. Additionally, the Office appears before State and Federal appellate courts as well as the United States Supreme Court. The Office enforces the Kansas Consumer Protection Act (KCPA) and provides services to victims and witnesses to ensure fair treatment.



A core responsibility of the Office is the prosecution of offenders. The Office is also responsible for affording protection and consideration to the victims of crime and their families, all while ensuring compliance with the law and the ethical obligation to observe and protect the rights of the accused.

Highlights

- Over 2,300 criminal cases were disposed in 2023
- The office partnered with Office of Judicial Administration (OJA) and the local court to ensure a successful integration with the court's new Odyssey case management system
- The discovery unit processed and disseminated large quantities of digital evidence in 2023. Over 14 terabytes of discoverable information was provided to defense attorneys

Strategic Goals:

- Ensure fair and equal treatment in accordance with State law and prosecution standards
- Ensure offender accountability to crime victims and the community
- Maintain the highest level of professionalism in all aspects of daily operations



Accomplishments and Strategic Results

Accomplishments

In 2022, the District Attorney's Office worked with the courts to create a new docket concept which would allow for the filing of more low-level cases and to quickly dispose of those cases. The resolution docket (RD) started handling cases in January 2023. By the end of 2023, the RD had been assigned 686 cases and 554 of those cases were resolved on the RD docket. This resulted in 514 convictions.

The Consumer Protection Unit obtained 14 separate civil judgements wherein cases were resolved and the business was ordered to pay fees, fines, and restitution for violations of the KCPA, totaling more than \$1,127,298.

Strategic Results

One of the DA's strategic measures is to annually dispose of more criminal cases than are filed, thereby reducing the number of criminal cases pending. The target is to dispose of 1.0 percent more criminal cases than are filed each year. In 2023, 2,511 cases were filed and 2,321 cases were disposed, resulting in an increase of 190 cases or 8.2 percent.

A second strategic measure is to utilize the RD to expeditiously resolve low-level offenses and reduce the resources required to resolve these cases. The target is that of the number of cases assigned to the RD annually, at least 75.0 percent will be resolved. In 2023, 81.0 percent of cases assigned to the RD were resolved on this docket.

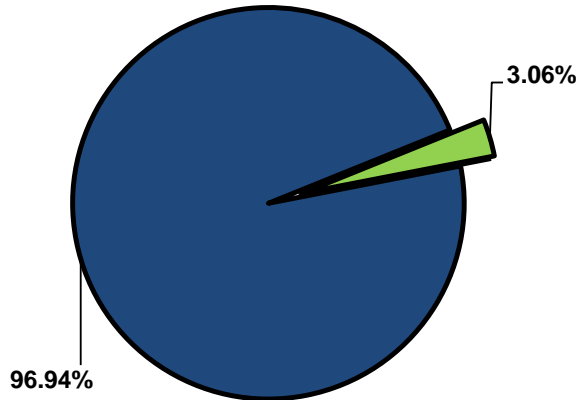


Significant Budget Adjustments

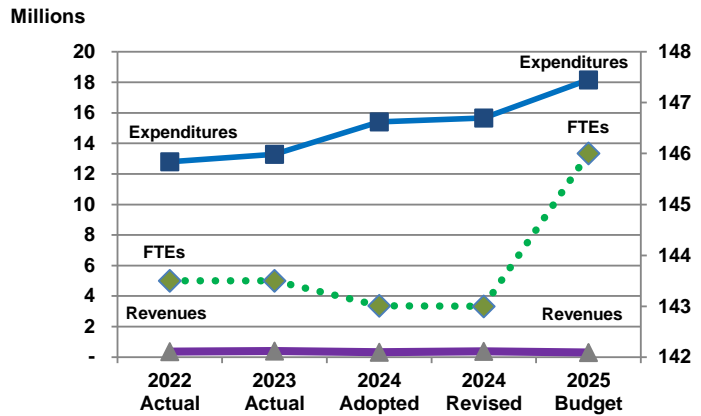
Significant adjustments to the District Attorney's 2025 budget include a decrease in expenditures (\$236,425) and revenues (\$97,416) due to one-time increases in grants, an increase in personnel (\$79,668) due to the addition of 1.0 full-time equivalent (FTE) Administrative Paralegal position, an increase in personnel (\$79,668) due to the addition of 1.0 FTE Trial Paralegal position, an increase in personnel (\$45,463) due to the addition of 1.0 FTE Trial Technology Coordinator position, and a decrease in revenue (\$39,071) due to a decrease in fines and forfeitures.

Departmental Graphical Summary

District Attorney
Percent of Total County Operating Budget



Expenditures, Program Revenue & FTEs
All Operating Funds



Budget Summary by Category

	2022 Actual	2023 Actual	2024 Adopted	2024 Revised	2025 Budget	Amount Chg '24 Rev.-'25	% Chg '24 Rev.-'25
Expenditures							
Personnel	12,039,203	12,334,217	14,625,583	14,542,583	17,346,686	2,804,103	19.28%
Contractual Services	645,038	743,974	665,734	947,621	695,946	(251,674)	-26.56%
Debt Service	-	-	-	-	-	-	-
Commodities	111,036	188,319	125,950	166,140	122,050	(44,090)	-26.54%
Capital Improvements	-	-	-	-	-	-	-
Capital Equipment	-	12,530	-	-	-	-	-
Interfund Transfers	-	-	-	-	-	-	-
Total Expenditures	12,795,277	13,279,040	15,417,267	15,656,343	18,164,682	2,508,339	16.02%
Revenues							
Tax Revenues	-	-	-	-	-	-	-
Licenses and Permits	-	-	-	-	-	-	-
Intergovernmental	22,815	45,120	-	60,094	-	(60,094)	-100.00%
Charges for Services	161,666	173,761	163,661	163,661	180,248	16,587	10.13%
All Other Revenue	187,832	184,422	165,296	165,296	126,279	(39,017)	-23.60%
Total Revenues	372,314	403,303	328,957	389,050	306,526	(82,524)	-21.21%
Full-Time Equivalents (FTEs)							
Property Tax Funded	143.50	143.50	143.01	143.00	146.00	3.00	2.10%
Non-Property Tax Funded	-	-	-	-	-	-	-
Total FTEs	143.50	143.50	143.01	143.00	146.00	3.00	2.10%

Budget Summary by Fund

Fund	2022 Actual	2023 Actual	2024 Adopted	2024 Revised	2025 Budget	Amount Chg '24 Rev.-'25	% Chg '24 Rev.-'25
General Fund	12,629,423	13,086,523	15,397,267	15,418,267	18,119,682	2,701,415	17.52%
District Attorney - Grants	95,560	94,283	-	136,261	-	(136,261)	-100.00%
Attorney Training	28,512	38,799	20,000	64,494	45,000	(19,494)	-30.23%
JAG Grants	41,783	59,435	-	37,322	-	(37,322)	-100.00%
Total Expenditures	12,795,277	13,279,040	15,417,267	15,656,343	18,164,682	2,508,339	16.02%

Significant Budget Adjustments from Prior Year Revised Budget

	Expenditures	Revenues	FTEs
Decrease in expenditures and revenues due to one-time increases in grants	(236,425)	(97,416)	
Increase in personnel due to the addition of 1.0 FTE Administrative Paralegal position	79,668		1.00
Increase in personnel due to the addition of 1.0 FTE Trial Paralegal position	79,668		1.00
Increase in personnel due to the addition of 1.0 FTE Trial Technology Coordinator position	45,463		1.00
Decrease in revenue due to a decrease in fines and forfeitures		(39,071)	
Total	(31,626)	(136,487)	3.00

Budget Summary by Program

Program	Fund	2022 Actual	2023 Actual	2024 Adopted	2024 Revised	2025 Budget	% Chg '24 Rev.-'25	24-'25' FTEs
Administration	110	1,371,321	1,597,509	1,758,784	1,758,774	1,992,041	13.26%	14.00
Consumer Fraud	110	329,613	409,070	420,902	420,602	635,450	51.08%	4.88
Adult Diversion	110	153,586	191,426	239,338	239,338	254,553	6.36%	3.00
Traffic	110	504,919	617,105	1,013,800	1,013,800	1,198,525	18.22%	10.95
Trial	110	4,150,178	3,810,832	4,624,518	4,610,684	5,894,833	27.85%	43.12
Juvenile	110	751,364	779,320	834,829	843,194	918,887	8.98%	7.58
Appellate	110	913,199	1,168,454	1,313,174	1,313,174	1,619,864	23.35%	9.00
Case Coordination	110	805,536	780,301	884,319	885,819	931,906	5.20%	11.00
Investigation	110	780,018	819,297	953,887	948,887	1,039,894	9.59%	9.23
Records	110	315,838	373,284	466,899	471,899	491,195	4.09%	6.70
Sedgwick Co. Drug Ct.	110	34,559	41,712	41,986	113,924	44,861	-60.62%	0.40
Witness Fees	110	54,236	47,483	31,900	54,660	31,900	-41.64%	-
Sexual Assault Exam.	110	181,442	203,047	267,550	267,550	267,550	0.00%	-
Traffic Diversion	110	101,189	102,376	107,957	107,957	117,641	8.97%	1.40
Juvenile Diversion	110	277,266	217,413	310,168	310,668	248,648	-19.96%	3.05
Child in Need of Care	110	1,446,551	1,439,826	1,628,952	1,535,138	1,768,313	15.19%	17.10
Financial & Econ. Crimes	110	458,606	488,066	498,304	522,200	663,622	27.08%	4.60
Training	216	28,512	38,799	20,000	64,494	45,000	-30.23%	-
Prosecution Attorney Tr.	259	95,640	94,302	-	111,874	-	-100.00%	-
Consumer Education	259	(80)	(19)	-	-	-	0.00%	-
Other Grants	Multi.	41,783	59,435	-	61,709	-	-100.00%	-
Total		12,795,277	13,279,040	15,417,267	15,656,343	18,164,682	16.02%	146.00

Personnel Summary by Fund

Position Titles	Fund	Grade	Budgeted Compensation Comparison			FTE Comparison		
			2024 Adopted	2024 Revised	2025 Budget	2024 Adopted	2024 Revised	2025 Budget
District Attorney	110	ELECT	199,285	187,469	187,708	1.00	1.00	1.00
Deputy District Attorney	110	DA	310,000	319,300	343,567	2.00	2.00	2.00
Chief Attorney	110	DA	1,449,034	1,377,411	1,686,461	11.00	11.00	11.00
Staff Attorney II	110	DA	772,536	493,475	1,099,961	9.00	9.00	9.00
Staff Attorney III	110	DA	861,058	742,013	1,094,088	9.00	9.00	9.00
Senior Attorney	110	DA	1,194,674	1,230,688	1,323,897	11.00	11.00	11.00
Chief Executive Administrator	110	DA	111,274	106,605	106,605	1.00	1.00	1.00
Information Technology Support	110	DA	101,816	104,871	104,871	1.00	1.00	1.00
Senior Application Manager	110	GRADE 67	88,195	100,271	100,271	1.00	1.00	1.00
Chief of Investigations	110	DA	97,073	99,985	99,985	1.00	1.00	1.00
Executive Assistant	110	DA	85,157	86,767	86,767	1.00	1.00	1.00
Staff Attorney I	110	DA	947,734	901,479	1,174,728	13.00	13.00	13.00
Senior Administrative Officer	110	GRADE 59	137,931	137,468	137,468	2.00	2.00	2.00
Consumer Investigator	110	DA	77,797	80,142	80,142	1.00	1.00	1.00
Media Coordinator	110	DA	75,333	77,593	77,593	1.00	1.00	1.00
Senior Systems Analyst	110	DA	71,826	73,986	73,986	1.00	1.00	1.00
Diversion Program Manager	110	GRADE 62	69,944	72,042	72,042	1.00	1.00	1.00
Criminal Investigator	110	DA	540,019	534,609	543,727	8.00	8.00	8.00
Traffic Diversion Coordinator	110	DA	60,381	62,192	62,192	1.00	1.00	1.00
Lead CINC Legal Assistant	110	GRADE 57	56,368	58,371	58,371	1.00	1.00	1.00
Docket Administration	110	GRADE 57	54,475	58,359	58,359	1.00	1.00	1.00
Case Coordination Supervisor	110	DA	57,451	57,678	57,678	1.00	1.00	1.00
DA Case Coordinator	110	GRADE 58	461,267	455,861	455,861	8.00	8.00	8.00
Project Coordinator	110	GRADE 59	52,659	56,638	56,638	1.00	1.00	1.00
PT Crime Analyst	110	GRADE 58	98,550	109,284	109,284	2.01	2.00	2.00
Paralegal	110	GRADE 59	156,514	175,076	271,874	3.00	3.00	5.00
Juvenile Diversion Coordinator	110	GRADE 58	150,071	155,794	155,794	3.00	3.00	3.00
Legal Assistant IV	110	GRADE 57	91,645	103,671	103,671	2.00	2.00	2.00
Administrative Supervisor II	110	GRADE 58	49,712	51,183	51,183	1.00	1.00	1.00
CINC Legal Assistant	110	GRADE 56	94,663	97,502	97,502	2.00	2.00	2.00
Diversion Coordinator	110	GRADE 58	46,097	48,248	48,248	1.00	1.00	1.00
Administrative Investigator	110	GRADE 55	92,916	92,820	92,820	2.00	2.00	2.00
Legal Assistant III	110	GRADE 56	75,475	92,444	92,444	2.00	2.00	2.00
Discovery Coordinator	110	GRADE 56	181,671	184,610	184,610	4.00	4.00	4.00
DA Financial Assistant	110	GRADE 56	44,791	46,126	46,126	1.00	1.00	1.00
Legal Assistant II	110	GRADE 56	43,512	44,797	44,797	1.00	1.00	1.00
Trial Technology Coordinator	110	GRADE 56	43,687	43,470	43,470	1.00	1.00	1.00
Legal Assistant I	110	GRADE 55	169,149	171,927	171,927	4.00	4.00	4.00
Administrative Support II	110	GRADE 52	553,689	564,628	564,628	15.00	15.00	15.00
PT Administrative Support	110	GRADE 51	31,580	36,827	36,827	1.00	1.00	1.00
Office Assistant I	110	GRADE 50	205,300	211,513	211,513	6.00	6.00	6.00
Administrative Support I	110	GRADE 51	65,520	66,778	66,778	2.00	2.00	2.00
DA Summer Legal Intern - SEA	110	EXCEPT	10,000	10,000	10,000	2.00	2.00	2.00
Subtotal					11,591,926			
Add:								
Budgeted Personnel Savings					463,677			
Compensation Adjustments					583,980			
Overtime/On Call/Holiday Pay					8,658			
Benefits					4,698,445			
Total Personnel Budget					17,346,686	143.01	143.00	146.00

• Administration

The Administration Unit provides general management, administrative, and technical support to all District Attorney programs. Such activities include human resource management, fiscal management, staff training, Kansas Open Records Act (KORA) and Kansas Open Meetings Act (KOMA) oversight, grants management, technology acquisition and maintenance, and public and law enforcement education on prosecution and court functions.

Fund(s): 110 - County general

Expenditures	2022 Actual	2023 Actual	2024 Adopted	2024 Revised	2025 Budget	Amnt. Chg. '24 - '25	% Chg. '24 - '25
Personnel	1,352,234	1,574,647	1,716,434	1,716,434	1,961,691	245,257	14.3%
Contractual Services	12,538	10,750	23,500	23,500	17,000	(6,500)	-27.7%
Debt Service	-	-	-	-	-	-	0.0%
Commodities	6,549	12,112	18,850	18,840	13,350	(5,490)	-29.1%
Capital Improvements	-	-	-	-	-	-	0.0%
Capital Equipment	-	-	-	-	-	-	0.0%
Interfund Transfers	-	-	-	-	-	-	0.0%
Total Expenditures	1,371,321	1,597,509	1,758,784	1,758,774	1,992,041	233,267	13.3%
Revenues							
Taxes	-	-	-	-	-	-	0.0%
Intergovernmental	-	-	-	-	-	-	0.0%
Charges For Service	-	-	-	-	-	-	0.0%
All Other Revenue	123	246	128	128	306	178	138.4%
Total Revenues	123	246	128	128	306	178	138.4%
Full-Time Equivalents (FTEs)	10.60	13.50	13.00	13.00	14.00	1.00	7.7%

• Consumer Fraud

The Consumer Protection Unit enforces the Kansas Consumer Protection Act and the Kansas Charitable Organization and Solicitations Act, along with several other State civil statutes. Attorneys and investigators within the Unit assist citizens by investigating possible violations of the law and file formal legal actions when appropriate.

Fund(s): 110 - County general

Expenditures	2022 Actual	2023 Actual	2024 Adopted	2024 Revised	2025 Budget	Amnt. Chg. '24 - '25	% Chg. '24 - '25
Personnel	321,271	404,434	415,152	414,852	630,950	216,098	52.1%
Contractual Services	6,358	3,255	3,750	3,750	3,500	(250)	-6.7%
Debt Service	-	-	-	-	-	-	0.0%
Commodities	1,984	1,382	2,000	2,000	1,000	(1,000)	-50.0%
Capital Improvements	-	-	-	-	-	-	0.0%
Capital Equipment	-	-	-	-	-	-	0.0%
Interfund Transfers	-	-	-	-	-	-	0.0%
Total Expenditures	329,613	409,070	420,902	420,602	635,450	214,848	51.1%
Revenues							
Taxes	-	-	-	-	-	-	0.0%
Intergovernmental	-	-	-	-	-	-	0.0%
Charges For Service	-	-	-	-	-	-	0.0%
All Other Revenue	44,021	101,262	37,459	37,459	105,353	67,894	181.3%
Total Revenues	44,021	101,262	37,459	37,459	105,353	67,894	181.3%
Full-Time Equivalents (FTEs)	3.48	3.88	3.88	3.88	4.88	1.00	25.8%

• Adult Diversion

The Adult Diversion Program enables qualified offenders charged with driving under the influence (DUI) or certain non-violent criminal offenses to avoid a criminal conviction while being held accountable for their acts. Successful completion of a diversion program will result in the dismissal of criminal charges. Program requirements can include payment of restitution, correctional counseling, substance abuse or mental health treatment, community service work, and payment of costs, fines, and other fees.

Fund(s): 110 - County general

Expenditures	2022 Actual	2023 Actual	2024 Adopted	2024 Revised	2025 Budget	Amnt. Chg. '24 - '25	% Chg. '24 - '25
Personnel	153,373	190,281	238,238	238,238	253,353	15,114	6.3%
Contractual Services	137	609	600	600	700	100	16.7%
Debt Service	-	-	-	-	-	-	0.0%
Commodities	76	535	500	500	500	-	0.0%
Capital Improvements	-	-	-	-	-	-	0.0%
Capital Equipment	-	-	-	-	-	-	0.0%
Interfund Transfers	-	-	-	-	-	-	0.0%
Total Expenditures	153,586	191,426	239,338	239,338	254,553	15,214	6.4%
Revenues							
Taxes	-	-	-	-	-	-	0.0%
Intergovernmental	-	-	-	-	-	-	0.0%
Charges For Service	38,952	53,451	40,129	40,129	55,067	14,937	37.2%
All Other Revenue	20	-	20	20	-	(20)	-100.0%
Total Revenues	38,972	53,451	40,150	40,150	55,067	14,917	37.2%
Full-Time Equivalents (FTEs)	3.00	3.00	3.00	3.00	3.00	-	0.0%

• Traffic

The Traffic Unit prosecutes violations of the Kansas Uniform Act regulating traffic, drivers' license violations, and seat belt violations. Such violations include DUI, driving while suspended (DWS), reckless driving, fleeing or attempting to elude a law enforcement officer, driving without insurance, transporting open containers of alcohol, and numerous traffic infractions. In addition, the Traffic Unit's responsibilities include handling of fish and game cases.

Fund(s): 110 - County general

Expenditures	2022 Actual	2023 Actual	2024 Adopted	2024 Revised	2025 Budget	Amnt. Chg. '24 - '25	% Chg. '24 - '25
Personnel	491,756	602,530	1,000,300	1,000,300	1,183,025	182,725	18.3%
Contractual Services	10,162	9,788	9,500	9,500	10,500	1,000	10.5%
Debt Service	-	-	-	-	-	-	0.0%
Commodities	3,001	4,788	4,000	4,000	5,000	1,000	25.0%
Capital Improvements	-	-	-	-	-	-	0.0%
Capital Equipment	-	-	-	-	-	-	0.0%
Interfund Transfers	-	-	-	-	-	-	0.0%
Total Expenditures	504,919	617,105	1,013,800	1,013,800	1,198,525	184,725	18.2%
Revenues							
Taxes	-	-	-	-	-	-	0.0%
Intergovernmental	-	-	-	-	-	-	0.0%
Charges For Service	-	-	-	-	-	-	0.0%
All Other Revenue	154	297	160	160	309	149	93.0%
Total Revenues	154	297	160	160	309	149	93.0%
Full-Time Equivalents (FTEs)	8.05	11.95	11.95	11.95	10.95	(1.00)	-8.4%

• Trial

The Trial Division is responsible for the majority of criminal prosecutions in the 18th Judicial District. Attorneys meet with law enforcement agencies, review their investigations, and determine whether criminal prosecutions should commence. Specialized prosecution units within the Trial Division have been created because of unique needs and dynamics associated with certain types of crimes. These units include Sex Crimes, Domestic Violence, Gang and Violent Crimes, Financial Crimes, and Drug Offenses. Other responsibilities include community education efforts, training activities to assist law enforcement, arranging extraditions, conducting inquisitions, and assisting law enforcement with requests for search warrants.

Fund(s): 110 - County general

Expenditures	2022 Actual	2023 Actual	2024 Adopted	2024 Revised	2025 Budget	Amnt. Chg. '24 - '25	% Chg. '24 - '25
Personnel	3,955,509	3,519,418	4,412,889	4,317,305	5,664,754	1,347,449	31.2%
Contractual Services	159,247	227,433	150,629	232,629	169,329	(63,300)	-27.2%
Debt Service	-	-	-	-	-	-	0.0%
Commodities	35,422	51,451	61,000	60,750	60,750	-	0.0%
Capital Improvements	-	-	-	-	-	-	0.0%
Capital Equipment	-	12,530	-	-	-	-	0.0%
Interfund Transfers	-	-	-	-	-	-	0.0%
Total Expenditures	4,150,178	3,810,832	4,624,518	4,610,684	5,894,833	1,284,149	27.9%
Revenues							
Taxes	-	-	-	-	-	-	0.0%
Intergovernmental	-	-	-	-	-	-	0.0%
Charges For Service	-	-	-	-	-	-	0.0%
All Other Revenue	4,662	757	1,067	1,067	787	(280)	-26.2%
Total Revenues	4,662	757	1,067	1,067	787	(280)	-26.2%
Full-Time Equivalents (FTEs)	50.15	41.04	41.04	41.04	43.12	2.08	5.1%

• Juvenile

Operating within the Kansas Juvenile Justice Code, the Juvenile Unit prosecutes juvenile offenders alleged to have violated the laws of the State of Kansas.

Fund(s): 110 - County general

Expenditures	2022 Actual	2023 Actual	2024 Adopted	2024 Revised	2025 Budget	Amnt. Chg. '24 - '25	% Chg. '24 - '25
Personnel	737,098	764,242	818,829	827,194	902,787	75,593	9.1%
Contractual Services	8,281	7,795	10,000	10,000	8,600	(1,400)	-14.0%
Debt Service	-	-	-	-	-	-	0.0%
Commodities	5,986	7,282	6,000	6,000	7,500	1,500	25.0%
Capital Improvements	-	-	-	-	-	-	0.0%
Capital Equipment	-	-	-	-	-	-	0.0%
Interfund Transfers	-	-	-	-	-	-	0.0%
Total Expenditures	751,364	779,320	834,829	843,194	918,887	75,693	9.0%
Revenues							
Taxes	-	-	-	-	-	-	0.0%
Intergovernmental	-	-	-	-	-	-	0.0%
Charges For Service	-	-	-	-	-	-	0.0%
All Other Revenue	290	15	301	301	15	(286)	-94.9%
Total Revenues	290	15	301	301	15	(286)	-94.9%
Full-Time Equivalents (FTEs)	7.97	7.66	7.66	8.36	7.58	(0.78)	-9.3%

• Appellate

The Appellate Unit prosecutes and defends criminal and civil appeals and original actions before the Kansas appellate courts, Federal district courts, Federal courts of appeals, and the United States Supreme Court. Additionally, the Appellate Unit is responsible for post-conviction work, which includes pro se motions filed in criminal cases, motions to have sentences vacated, and habeas corpus proceedings. Within the Office of the District Attorney, the Appellate Unit provides the other units with legal support and advice regarding Kansas laws.

Fund(s): 110 - County general

Expenditures	2022 Actual	2023 Actual	2024 Adopted	2024 Revised	2025 Budget	Amnt. Chg. '24 - '25	% Chg. '24 - '25
Personnel	896,867	1,152,595	1,294,174	1,294,174	1,604,864	310,691	24.0%
Contractual Services	15,129	14,637	16,000	16,000	13,500	(2,500)	-15.6%
Debt Service	-	-	-	-	-	-	0.0%
Commodities	1,203	1,222	3,000	3,000	1,500	(1,500)	-50.0%
Capital Improvements	-	-	-	-	-	-	0.0%
Capital Equipment	-	-	-	-	-	-	0.0%
Interfund Transfers	-	-	-	-	-	-	0.0%
Total Expenditures	913,199	1,168,454	1,313,174	1,313,174	1,619,864	306,691	23.4%
Revenues							
Taxes	-	-	-	-	-	-	0.0%
Intergovernmental	-	-	-	-	-	-	0.0%
Charges For Service	-	-	-	-	-	-	0.0%
All Other Revenue	294	284	306	306	296	(11)	-3.5%
Total Revenues	294	284	306	306	296	(11)	-3.5%
Full-Time Equivalents (FTEs)	5.85	9.00	9.00	9.00	9.00	-	0.0%

• Case Coordination

The Case Coordination Unit works closely with attorneys and acts as a liaison between the criminal justice system and the public. Communication with crime victims and witnesses is facilitated through this Unit. Coordinators educate, inform, and assist victims and witnesses in the criminal justice process. They also coordinate victim and witness court appearances, provide victim notification as mandated by State law, and ensure subpoenas are issued and served.

Fund(s): 110 - County general

Expenditures	2022 Actual	2023 Actual	2024 Adopted	2024 Revised	2025 Budget	Amnt. Chg. '24 - '25	% Chg. '24 - '25
Personnel	803,393	776,209	881,069	881,069	928,156	47,087	5.3%
Contractual Services	1,332	1,177	1,750	3,250	1,750	(1,500)	-46.2%
Debt Service	-	-	-	-	-	-	0.0%
Commodities	812	2,915	1,500	1,500	2,000	500	33.3%
Capital Improvements	-	-	-	-	-	-	0.0%
Capital Equipment	-	-	-	-	-	-	0.0%
Interfund Transfers	-	-	-	-	-	-	0.0%
Total Expenditures	805,536	780,301	884,319	885,819	931,906	46,087	5.2%
Revenues							
Taxes	-	-	-	-	-	-	0.0%
Intergovernmental	-	-	-	-	-	-	0.0%
Charges For Service	-	-	-	-	-	-	0.0%
All Other Revenue	17	-	17	17	-	(17)	-100.0%
Total Revenues	17	-	17	17	-	(17)	-100.0%
Full-Time Equivalents (FTEs)	11.20	11.00	11.00	11.00	11.00	-	0.0%

• Investigation

The Investigation Unit serves subpoenas, interviews witnesses, transports witnesses to and from the courthouse for hearings and interviews, assists with investigations of alleged open meetings and records violations, conducts criminal investigations on cases referred from outside law enforcement agencies, and coordinates and assists with investigations where law enforcement has exercised force, up to and including deadly force. This Unit is also responsible for conducting background and criminal history checks of defendants in pending criminal cases and expungement proceedings, as well as applicants for employment within the District Attorney’s Office.

Fund(s): 110 - County general

Expenditures	2022 Actual	2023 Actual	2024 Adopted	2024 Revised	2025 Budget	Amnt. Chg. '24 - '25	% Chg. '24 - '25
Personnel	744,350	775,525	905,482	905,482	987,076	81,595	9.0%
Contractual Services	32,204	38,841	42,755	37,755	46,067	8,312	22.0%
Debt Service	-	-	-	-	-	-	0.0%
Commodities	3,464	4,931	5,650	5,650	6,750	1,100	19.5%
Capital Improvements	-	-	-	-	-	-	0.0%
Capital Equipment	-	-	-	-	-	-	0.0%
Interfund Transfers	-	-	-	-	-	-	0.0%
Total Expenditures	780,018	819,297	953,887	948,887	1,039,894	91,007	9.6%
Revenues							
Taxes	-	-	-	-	-	-	0.0%
Intergovernmental	-	-	-	-	-	-	0.0%
Charges For Service	-	-	-	-	-	-	0.0%
All Other Revenue	96,011	-	99,890	99,890	-	(99,890)	-100.0%
Total Revenues	96,011	-	99,890	99,890	-	(99,890)	-100.0%
Full-Time Equivalents (FTEs)	8.23	8.73	8.73	8.73	9.23	0.50	5.7%

• Records

The Records Unit is responsible for the overall management of case records that include investigative reports received from law enforcement, legal documents, transcripts, correspondence, restitution information, and criminal history information. Staff arranges the storage and retrieval of case files and archival materials for all areas of the District Attorney’s Office.

Fund(s): 110 - County general

Expenditures	2022 Actual	2023 Actual	2024 Adopted	2024 Revised	2025 Budget	Amnt. Chg. '24 - '25	% Chg. '24 - '25
Personnel	308,536	326,066	415,399	415,399	439,195	23,797	5.7%
Contractual Services	917	41,804	41,500	41,500	42,000	500	1.2%
Debt Service	-	-	-	-	-	-	0.0%
Commodities	6,385	5,414	10,000	15,000	10,000	(5,000)	-33.3%
Capital Improvements	-	-	-	-	-	-	0.0%
Capital Equipment	-	-	-	-	-	-	0.0%
Interfund Transfers	-	-	-	-	-	-	0.0%
Total Expenditures	315,838	373,284	466,899	471,899	491,195	19,297	4.1%
Revenues							
Taxes	-	-	-	-	-	-	0.0%
Intergovernmental	-	-	-	-	-	-	0.0%
Charges For Service	-	-	-	-	-	-	0.0%
All Other Revenue	1	-	1	1	-	(1)	-100.0%
Total Revenues	1	-	1	1	-	(1)	-100.0%
Full-Time Equivalents (FTEs)	6.35	6.70	6.70	6.70	6.70	-	0.0%

● Sedgwick County Drug Court Program

The Sedgwick County Drug Court, which began in 2008, is designed to serve eligible probation violation offenders who have been identified as drug or alcohol dependent. Individuals receive specialized treatment and supervision to help them gain a new lifestyle through recovery from drugs and alcohol. This program is a multi-disciplinary partnership with COMCARE, the Department of Corrections, and the District Court.

Fund(s): 110 - County general

Expenditures	2022 Actual	2023 Actual	2024 Adopted	2024 Revised	2025 Budget	Amnt. Chg. '24 - '25	% Chg. '24 - '25
Personnel	34,469	41,438	41,736	113,424	44,561	(68,863)	-60.7%
Contractual Services	84	275	250	250	300	50	20.0%
Debt Service	-	-	-	-	-	-	0.0%
Commodities	6	-	-	250	-	(250)	-100.0%
Capital Improvements	-	-	-	-	-	-	0.0%
Capital Equipment	-	-	-	-	-	-	0.0%
Interfund Transfers	-	-	-	-	-	-	0.0%
Total Expenditures	34,559	41,712	41,986	113,924	44,861	(69,063)	-60.6%
Revenues							
Taxes	-	-	-	-	-	-	0.0%
Intergovernmental	-	-	-	-	-	-	0.0%
Charges For Service	-	-	-	-	-	-	0.0%
All Other Revenue	22	15	23	23	15	(8)	-33.8%
Total Revenues	22	15	23	23	15	(8)	-33.8%
Full-Time Equivalents (FTEs)	0.33	0.40	0.40	0.40	0.40	-	0.0%

● Witness Fees

Pursuant to Kansas law, counties provide funds for witness fees and associated travel expenses when witnesses are called to attend any hearing or inquisition. These fees may include such expenses as transportation to and from the Sedgwick County Courthouse, lodging for witnesses from out of town, and a per diem food reimbursement.

Fund(s): 110 - County general

Expenditures	2022 Actual	2023 Actual	2024 Adopted	2024 Revised	2025 Budget	Amnt. Chg. '24 - '25	% Chg. '24 - '25
Personnel	-	-	-	-	-	-	0.0%
Contractual Services	53,292	46,731	30,000	51,250	30,000	(21,250)	-41.5%
Debt Service	-	-	-	-	-	-	0.0%
Commodities	944	752	1,900	3,410	1,900	(1,510)	-44.3%
Capital Improvements	-	-	-	-	-	-	0.0%
Capital Equipment	-	-	-	-	-	-	0.0%
Interfund Transfers	-	-	-	-	-	-	0.0%
Total Expenditures	54,236	47,483	31,900	54,660	31,900	(22,760)	-41.6%
Revenues							
Taxes	-	-	-	-	-	-	0.0%
Intergovernmental	-	-	-	-	-	-	0.0%
Charges For Service	-	-	-	-	-	-	0.0%
All Other Revenue	12,778	8,178	13,036	13,036	8,343	(4,693)	-36.0%
Total Revenues	12,778	8,178	13,036	13,036	8,343	(4,693)	-36.0%
Full-Time Equivalents (FTEs)	-	-	-	-	-	-	0.0%

• Sexual Assault Examinations

Pursuant to Kansas law, counties provide for the payment of the costs associated with sexual assault examinations determined necessary for the collection of evidence.

Fund(s): 110 - County general

Expenditures	2022 Actual	2023 Actual	2024 Adopted	2024 Revised	2025 Budget	Amnt. Chg. '24 - '25	% Chg. '24 - '25
Personnel	-	-	-	-	-	-	0.0%
Contractual Services	181,442	203,047	267,550	267,550	267,550	-	0.0%
Debt Service	-	-	-	-	-	-	0.0%
Commodities	-	-	-	-	-	-	0.0%
Capital Improvements	-	-	-	-	-	-	0.0%
Capital Equipment	-	-	-	-	-	-	0.0%
Interfund Transfers	-	-	-	-	-	-	0.0%
Total Expenditures	181,442	203,047	267,550	267,550	267,550	-	0.0%
Revenues							
Taxes	-	-	-	-	-	-	0.0%
Intergovernmental	-	-	-	-	-	-	0.0%
Charges For Service	30	-	31	31	-	(31)	-100.0%
All Other Revenue	12,069	10,506	12,314	12,314	10,731	(1,582)	-12.8%
Total Revenues	12,099	10,506	12,344	12,344	10,731	(1,613)	-13.1%
Full-Time Equivalents (FTEs)	-	-	-	-	-	-	0.0%

• Traffic Diversion

Traffic Diversion enables qualified adults to avoid a conviction while being held accountable for their violation of traffic laws through payment of costs, fines, and education programs if warranted. Upon the successful completion of the program, charges are dismissed.

Fund(s): 110 - County general

Expenditures	2022 Actual	2023 Actual	2024 Adopted	2024 Revised	2025 Budget	Amnt. Chg. '24 - '25	% Chg. '24 - '25
Personnel	101,145	102,376	107,807	107,807	117,541	9,734	9.0%
Contractual Services	21	-	100	100	50	(50)	-50.0%
Debt Service	-	-	-	-	-	-	0.0%
Commodities	24	-	50	50	50	-	0.0%
Capital Improvements	-	-	-	-	-	-	0.0%
Capital Equipment	-	-	-	-	-	-	0.0%
Interfund Transfers	-	-	-	-	-	-	0.0%
Total Expenditures	101,189	102,376	107,957	107,957	117,641	9,684	9.0%
Revenues							
Taxes	-	-	-	-	-	-	0.0%
Intergovernmental	-	-	-	-	-	-	0.0%
Charges For Service	83,960	90,440	86,498	86,498	93,174	6,676	7.7%
All Other Revenue	-	-	1	1	-	(1)	-100.0%
Total Revenues	83,960	90,440	86,498	86,498	93,174	6,675	7.7%
Full-Time Equivalents (FTEs)	1.40	1.40	1.40	1.40	1.40	-	0.0%

• Juvenile Diversion

The Juvenile Diversion Program enables qualified juvenile offenders who successfully complete an offender diversion program to avoid adjudication for crimes committed. Youth who are approved for the program must accept responsibility for the offense and sign an agreement, which outlines all of the requirements of diversion. Program requirements may include a combination of payment of restitution, correctional counseling, substance abuse and mental health treatment, community service work, and payment of costs and fees.

Fund(s): 110 - County general

Expenditures	2022 Actual	2023 Actual	2024 Adopted	2024 Revised	2025 Budget	Amnt. Chg. '24 - '25	% Chg. '24 - '25
Personnel	276,520	215,987	309,168	309,168	247,148	(62,020)	-20.1%
Contractual Services	657	820	500	1,000	750	(250)	-25.0%
Debt Service	-	-	-	-	-	-	0.0%
Commodities	89	607	500	500	750	250	50.0%
Capital Improvements	-	-	-	-	-	-	0.0%
Capital Equipment	-	-	-	-	-	-	0.0%
Interfund Transfers	-	-	-	-	-	-	0.0%
Total Expenditures	277,266	217,413	310,168	310,668	248,648	(62,020)	-20.0%
Revenues							
Taxes	-	-	-	-	-	-	0.0%
Intergovernmental	-	-	-	-	-	-	0.0%
Charges For Service	6,798	6,802	7,003	7,003	7,008	4	0.1%
All Other Revenue	22	-	23	23	-	(23)	-100.0%
Total Revenues	6,820	6,802	7,026	7,026	7,008	(19)	-0.3%
Full-Time Equivalents (FTEs)	4.05	4.05	4.05	4.05	3.05	(1.00)	-24.7%

• Child in Need of Care

The Child in Need of Care (CINC) Unit has the protection of children as its primary responsibility. The CINC Unit is comprised of a Deputy District Attorney, staff attorneys, and support personnel whose obligation it is to screen cases and when appropriate file petitions alleging abuse or neglect. District Attorney staff work closely with Kansas Department for Children and Families (DCF) agency personnel and private contract providers. Once a case has been initiated, staff attorneys attend court proceedings in accordance with Kansas Code for the Care of Children, K.S.A. 38-1510.

Fund(s): 110 - County general

Expenditures	2022 Actual	2023 Actual	2024 Adopted	2024 Revised	2025 Budget	Amnt. Chg. '24 - '25	% Chg. '24 - '25
Personnel	1,411,726	1,403,739	1,579,952	1,488,888	1,725,313	236,425	15.9%
Contractual Services	28,523	27,115	39,000	36,250	33,000	(3,250)	-9.0%
Debt Service	-	-	-	-	-	-	0.0%
Commodities	6,302	8,972	10,000	10,000	10,000	-	0.0%
Capital Improvements	-	-	-	-	-	-	0.0%
Capital Equipment	-	-	-	-	-	-	0.0%
Interfund Transfers	-	-	-	-	-	-	0.0%
Total Expenditures	1,446,551	1,439,826	1,628,952	1,535,138	1,768,313	233,175	15.2%
Revenues							
Taxes	-	-	-	-	-	-	0.0%
Intergovernmental	-	-	-	-	-	-	0.0%
Charges For Service	-	-	-	-	-	-	0.0%
All Other Revenue	376	-	392	392	-	(392)	-100.0%
Total Revenues	376	-	392	392	-	(392)	-100.0%
Full-Time Equivalents (FTEs)	17.75	17.60	17.60	16.90	17.10	0.20	1.2%

• Financial and Economic Crimes

The Financial and Economic Crimes Unit prosecutes crimes affecting property owners, businesses, and employers in Sedgwick County. Economic crimes include forgery, identity theft, elder abuse, burglary, and theft of property, money, and services. Prosecutors in this Unit work with local law enforcement, citizens, financial institutions, and businesses to bring the community’s chronic offenders to justice and collect restitution where possible.

Fund(s): 110 - County general

Expenditures	2022 Actual	2023 Actual	2024 Adopted	2024 Revised	2025 Budget	Amnt. Chg. '24 - '25	% Chg. '24 - '25
Personnel	451,038	484,748	488,954	512,850	656,272	143,422	28.0%
Contractual Services	6,990	2,874	8,350	8,350	6,350	(2,000)	-24.0%
Debt Service	-	-	-	-	-	-	0.0%
Commodities	577	443	1,000	1,000	1,000	-	0.0%
Capital Improvements	-	-	-	-	-	-	0.0%
Capital Equipment	-	-	-	-	-	-	0.0%
Interfund Transfers	-	-	-	-	-	-	0.0%
Total Expenditures	458,606	488,066	498,304	522,200	663,622	141,422	27.1%
Revenues							
Taxes	-	-	-	-	-	-	0.0%
Intergovernmental	-	-	-	-	-	-	0.0%
Charges For Service	-	-	-	-	-	-	0.0%
All Other Revenue	152	119	158	158	124	(34)	-21.8%
Total Revenues	152	119	158	158	124	(34)	-21.8%
Full-Time Equivalents (FTEs)	5.10	3.60	3.60	3.60	4.60	1.00	27.8%

• Training

The Prosecuting Attorney Training Fund is used as a funding source to provide legal education/training opportunities for staff in the District Attorney’s Office. This fund is authorized under KSA 28-170a, establishing a \$2.00 fee per criminal case to be collected by the District Court and deposited in the Prosecutors’ Training Fund 18002-216. Expenditures are conducted in accordance with statutory guidelines.

Fund(s): 216 - Prosecuting Attorney Training

Expenditures	2022 Actual	2023 Actual	2024 Adopted	2024 Revised	2025 Budget	Amnt. Chg. '24 - '25	% Chg. '24 - '25
Personnel	-	-	-	-	-	-	0.0%
Contractual Services	28,512	38,799	20,000	64,494	45,000	(19,494)	-30.2%
Debt Service	-	-	-	-	-	-	0.0%
Commodities	-	-	-	-	-	-	0.0%
Capital Improvements	-	-	-	-	-	-	0.0%
Capital Equipment	-	-	-	-	-	-	0.0%
Interfund Transfers	-	-	-	-	-	-	0.0%
Total Expenditures	28,512	38,799	20,000	64,494	45,000	(19,494)	-30.2%
Revenues							
Taxes	-	-	-	-	-	-	0.0%
Intergovernmental	-	-	-	-	-	-	0.0%
Charges For Service	31,926	23,068	30,000	30,000	25,000	(5,000)	-16.7%
All Other Revenue	-	-	-	-	-	-	0.0%
Total Revenues	31,926	23,068	30,000	30,000	25,000	(5,000)	-16.7%
Full-Time Equivalents (FTEs)	-	-	-	-	-	-	0.0%

• Prosecution Attorney Trust

Funding for the Prosecution Attorney Trust Fund is provided from proceeds received from assets disposed under the Kansas Asset Seizure and Forfeiture Act (K.S.A. 65-7014). Monies are administered at the discretion of the District Attorney; however, expenditures are conducted within statutory guidelines and are limited to law enforcement related expenses.

Fund(s): 259 - District Attorney - Grants

Expenditures	2022 Actual	2023 Actual	2024 Adopted	2024 Revised	2025 Budget	Amnt. Chg. '24 - '25	% Chg. '24 - '25
Personnel	-	-	-	-	-	-	0.0%
Contractual Services	88,945	66,417	-	101,874	-	(101,874)	-100.0%
Debt Service	-	-	-	-	-	-	0.0%
Commodities	6,696	27,885	-	10,000	-	(10,000)	-100.0%
Capital Improvements	-	-	-	-	-	-	0.0%
Capital Equipment	-	-	-	-	-	-	0.0%
Interfund Transfers	-	-	-	-	-	-	0.0%
Total Expenditures	95,640	94,302	-	111,874	-	(111,874)	-100.0%
Revenues							
Taxes	-	-	-	-	-	-	0.0%
Intergovernmental	-	-	-	-	-	-	0.0%
Charges For Service	-	-	-	-	-	-	0.0%
All Other Revenue	16,570	62,035	-	-	-	-	0.0%
Total Revenues	16,570	62,035	-	-	-	-	0.0%
Full-Time Equivalents (FTEs)	-	-	-	-	-	-	0.0%

• Consumer Education

The Division's Media Coordinator provides regular news releases containing consumer fraud warnings and educational updates. Information is disseminated utilizing email, social media, and formal news conference settings.

Fund(s): 259 - District Attorney - Grants

Expenditures	2022 Actual	2023 Actual	2024 Adopted	2024 Revised	2025 Budget	Amnt. Chg. '24 - '25	% Chg. '24 - '25
Personnel	(80)	(19)	-	-	-	-	0.0%
Contractual Services	-	-	-	-	-	-	0.0%
Debt Service	-	-	-	-	-	-	0.0%
Commodities	-	-	-	-	-	-	0.0%
Capital Improvements	-	-	-	-	-	-	0.0%
Capital Equipment	-	-	-	-	-	-	0.0%
Interfund Transfers	-	-	-	-	-	-	0.0%
Total Expenditures	(80)	(19)	-	-	-	-	0.0%
Revenues							
Taxes	-	-	-	-	-	-	0.0%
Intergovernmental	-	-	-	-	-	-	0.0%
Charges For Service	-	-	-	-	-	-	0.0%
All Other Revenue	-	-	-	-	-	-	0.0%
Total Revenues	-	-	-	-	-	-	0.0%
Full-Time Equivalents (FTEs)	-	-	-	-	-	-	0.0%

• District Attorney Other Grants

Each year, the District Attorney’s Office receives a variety of grants from both the State and Federal government. These grants include Justice Assistance Grants (JAG) for software and software upgrades.

Fund(s): 259 - District Attorney - Grants / 263 - JAG Grants

Expenditures	2022 Actual	2023 Actual	2024 Adopted	2024 Revised	2025 Budget	Amnt. Chg. '24 - '25	% Chg. '24 - '25
Personnel	-	-	-	-	-	-	0.0%
Contractual Services	10,268	1,807	-	38,019	-	(38,019)	-100.0%
Debt Service	-	-	-	-	-	-	0.0%
Commodities	31,515	57,628	-	23,690	-	(23,690)	-100.0%
Capital Improvements	-	-	-	-	-	-	0.0%
Capital Equipment	-	-	-	-	-	-	0.0%
Interfund Transfers	-	-	-	-	-	-	0.0%
Total Expenditures	41,783	59,435	-	61,709	-	(61,709)	-100.0%
Revenues							
Taxes	-	-	-	-	-	-	0.0%
Intergovernmental	22,815	45,120	-	60,094	-	(60,094)	-100.0%
Charges For Service	-	-	-	-	-	-	0.0%
All Other Revenue	250	710	-	-	-	-	0.0%
Total Revenues	23,066	45,830	-	60,094	-	(60,094)	-100.0%
Full-Time Equivalents (FTEs)	-	-	-	-	-	-	0.0%