

Noxious Weeds

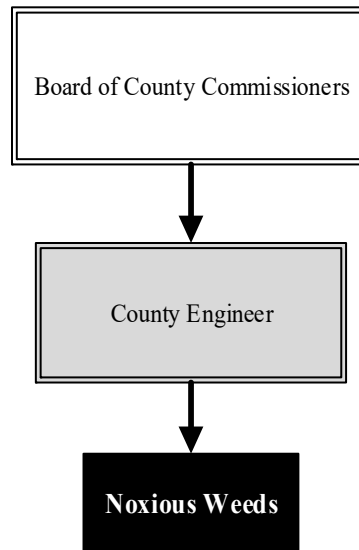
Mission: Promote and perform sustainable noxious weed management practices that maintain or improve agricultural productivity in Sedgwick County.

Mark Furry
Director of Noxious Weeds
901 W. Stillwell St.
Wichita, KS 67217
316.660.7459
mark.furry@sedgwick.gov

Overview

Agriculture is a significant part of Sedgwick County's economy, generating over \$250.0 million in 2021. Noxious Weeds focuses on increasing crop production by reducing weed competition, thus increasing the profit and sustainability of the County's agriculture partners. Priorities include treating County-owned right-of-ways for noxious and other weeds, providing herbicides at a cost share price to County residents to control noxious weeds on their properties, and provide education about noxious weed control to citizens and other governing bodies.

To fulfill these priorities, each staff member holds a Commercial Applicator license from the Kansas Department of Agriculture, enforces State noxious weed laws, and helps citizens fulfill their responsibilities through education on effective techniques and products.



Strategic Goals:

- *Increase property owners' voluntary compliance with State laws related to noxious weeds*
- *Where voluntary compliance control cannot be achieved, ensure that infected privately owned sites received direct treatment for noxious weeds*
- *Maintain partnerships with public agencies to ensure that right-of-ways and public properties are free of noxious weeds*

Highlights

- Inspected, and treated as needed over 500 properties (approximately 10,000 acres) with musk thistle, over 50 properties with sericea lespedeza, and properties with other noxious weeds upon request
- Seeded several Public Works projects including ditches that were cleaned, widened, and regraded in several areas of the County
- Treated five township right-of-ways for Johnson grass and field bindweed



Accomplishments and Strategic Results

Accomplishments

The Noxious Weeds Department puts much thought into the purchase of herbicides and equipment each year as the Department reviews existing programs to evaluate the need, desired results, and costs involved. Noxious Weeds also works to improve efficiencies and mitigate environmental impact by constantly looking at potential application techniques, improved equipment, and materials that work better, faster, are safe to the environment, and more cost effective.

The Noxious Weeds Department also provides vegetation management for Public Works projects and roadways. This includes treating county right-of-ways to suppress perennial grasses and control undesirable weeds; planting and treatment after road and bridge project completion to maximize a weed free environment; planting native grasses along revitalized stream banks to help control erosion; and mowing, treatment, and planting along County maintained bike paths to ensure public safety and enjoyment.

Strategic Results

The Noxious Weeds Department completes inspections and treats noxious weeds on County and State owned properties in Sedgwick County. Their goal is to inspect at least 75.0 percent of the total acres of State lands. Last year, Noxious Weeds inspected, and treated as needed, 2,850 acres of property owned by the Kansas Department of Transportation (KDOT), completing 99.0 percent of the contracted amount. Another goal is to inspect, and treated as needed, 75.0 percent of County-owned property. Noxious Weeds inspected, and treated as needed, 2,490 of 3,260 acres, or 76.0 percent, of County-owned property in 2023.

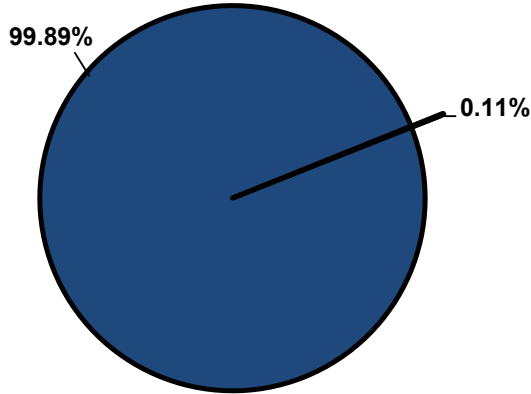


Significant Budget Adjustments

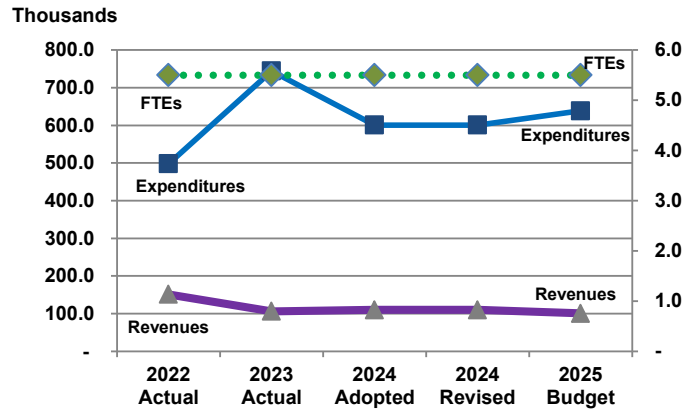
Significant adjustments to Noxious Weeds' 2025 budget include an increase in personnel costs due to a pay adjustment for select Public Works positions (\$10,046) and a decrease in charges for services revenue to bring in-line with actuals (\$9,479).

Departmental Graphical Summary

Noxious Weeds
Percent of Total County Operating Budget



Expenditures, Program Revenue & FTEs
All Operating Funds



Budget Summary by Category

	2022 Actual	2023 Actual	2024 Adopted	2024 Revised	2025 Budget	Amount Chg '24 Rev.-'25	% Chg '24 Rev.-'25
Expenditures							
Personnel	339,240	383,641	427,478	427,478	454,303	26,825	6.28%
Contractual Services	81,218	103,067	73,593	73,593	84,514	10,921	14.84%
Debt Service	-	-	-	-	-	-	-
Commodities	77,495	93,493	99,629	99,629	99,629	-	0.00%
Capital Improvements	-	-	-	-	-	-	-
Capital Equipment	-	-	-	-	-	-	-
Interfund Transfers	-	164,016	-	-	-	-	-
Total Expenditures	497,953	744,216	600,700	600,700	638,446	37,745	6.28%
Revenues							
Tax Revenues	45,507	4,293	-	-	-	-	-
Licenses and Permits	-	-	-	-	-	-	-
Intergovernmental	-	-	-	-	-	-	-
Charges for Services	105,733	101,770	110,005	110,005	100,526	(9,479)	-8.62%
All Other Revenue	-	215	-	-	223	223	-
Total Revenues	151,240	106,278	110,005	110,005	100,749	(9,255)	-8.41%
Full-Time Equivalentents (FTEs)							
Property Tax Funded	5.50	5.50	5.50	5.50	5.50	-	0.00%
Non-Property Tax Funded	-	-	-	-	-	-	-
Total FTEs	5.50	5.50	5.50	5.50	5.50	-	0.00%

Budget Summary by Fund

Fund	2022 Actual	2023 Actual	2024 Adopted	2024 Revised	2025 Budget	Amount Chg '24 Rev.-'25	% Chg '24 Rev.-'25
Noxious Weeds	-	105,538	-	-	-	-	-
General Fund	497,953	638,678	600,700	600,700	638,446	37,745	6.28%
Total Expenditures	497,953	744,216	600,700	600,700	638,446	37,745	6.28%

Significant Budget Adjustments from Prior Year Revised Budget

	Expenditures	Revenues	FTEs
Increase in personnel costs due to a pay adjustment for select Public Works positions	10,046		
Decrease in charges for services revenue to bring in-line with anticipated actuals		(9,479)	
Total	10,046	(9,479)	-

Budget Summary by Program

Program	Fund	2022 Actual	2023 Actual	2024 Adopted	2024 Revised	2025 Budget	% Chg '24 Rev.-'25	24'-25' FTEs
Noxious Weeds	Multi.	497,953	744,216	600,700	600,700	638,446	6.28%	5.50
Total		497,953	744,216	600,700	600,700	638,446	6.28%	5.50

Personnel Summary by Fund

Position Titles	Fund	Grade	Budgeted Compensation Comparison			FTE Comparison		
			2024 Adopted	2024 Revised	2025 Budget	2024 Adopted	2024 Revised	2025 Budget
Noxious Weed Director	110	GRADE 65	75,739	78,011	78,011	1.00	1.00	1.00
Senior Herbicide Applicator	110	GRADE 57	55,254	56,903	56,903	1.00	1.00	1.00
Administrative Support III	110	GRADE 54	20,752	21,371	21,371	0.50	0.50	0.50
Herbicide Applicator	110	GRADE 54	109,787	109,285	120,678	3.00	3.00	3.00
Subtotal					276,963			
Add:								
Budgeted Personnel Savings					-			
Compensation Adjustments					15,958			
Overtime/On Call/Holiday Pay					2,306			
Benefits					159,076			
Total Personnel Budget					454,303	5.50	5.50	5.50